

Introducing the **latest** category guide

ROOFLINE

NEW


CATEGORY GUIDE

AVAILABLE
NOW



RIDGE AND HIP KITS . TILE AND SLATE VENTS . FASCIA VENTILATION
RAFTER ROLL . DRY VERGE . SOFFIT VENTS . EAVES COMB & MORE

timloc
building products



ROOFLINE

| | |
|--|-----|
| Push-in Soffit Vent | 84 |
| Soffit Vent Type C | 85 |
| Corbel Vent | 86 |
| Over Fascia Vent | 87 |
| 1m Over Fascia Vent | 88 |
| Over Fascia Ventilation System | 89 |
| Roll Form Eaves Vent Roll Out Rafter Tray | 90 |
| 6m Eaves Vent Pack | 91 |
| Felt Support Tray | 92 |
| Eaves Comb Filler | 93 |
| Lap Vent | 94 |
| Roll Out Dry Fix Ridge Kits | 95 |
| 6m Integrated Dry Ridge Kit | 96 |
| 6m Roll Out Dry Fix Hip Kit | 97 |
| Ambi-Verge Universal Dry Fix Verge System for Profiled Roof Tiles | 98 |
| Dry Fix Verge System for Profiled Roof Tiles | 100 |
| Dry Fix Continuous Verge System for Slate and Thin Slate-Effect Roof Tiles | 102 |
| Technical Information & Installation Advice | 104 |
| Inventive Roof Tile Vents | 107 |
| 110mm Flexi-Pipe Kits | 120 |
| Multi Stepped Duct Adapter | 121 |
| Standard Roof Tile Vent Adapter | 122 |
| Plain Roof Tile Vent Adapter | 123 |
| Inline Slate Vent Adapter | 124 |

ROOFLINE

by **timloc**

Push-In Soffit Vent

Efficient, circular ventilator in a range of colours



Use

- For roof eaves ventilation
- For remedial work on existing roofs
- On roofs where ventilation equivalent to a continuous 10mm opening is required
- On roofs where the eaves incorporate a soffit board

Features and Benefits

- Efficient, unobtrusive and easy to fit
- Can be fitted to existing soffit boards in situ
- 4mm wide holes comply with BS 5250 : 2011
- Durable and totally resistant to decay
- UV stabilised and colourfast

Quality

- Satisfies all NHBC requirements
- Manufactured to BS EN ISO 9001 and BS EN ISO 14001
- Complies with all relevant Building Regulations
- Meets all relevant British Standards

Material and Colour Choice

- Manufactured by injection moulding in polypropylene
- Available in grey, white, black or brown

Products in the System

Push in vents - 1139/1140/1141/1142

- All provide a free airflow of 2000mm² per unit and should be spaced at 200mm centres to achieve ventilation equivalent to a continuous 10mm opening.

Installation Advice

- Use to ventilate pitched roofs, where the pitch of the roof is 15 degrees or more, and the roof void is attic or loft space
- Do not use to ventilate pitched roofs where the pitch of the roof is less than 15 degrees, flat roofs or any roof where living accommodation is contained within the roof space
- Space ventilators at 200mm centres
- Take care to ensure the fixing holes are cut accurately with a diameter of between 69-70mm. If the holes are oversized, the ventilators will not fix securely
- The ventilators should be a firm push fit into the fixing holes
- Ventilation must be provided for the full length of the eaves and along both sides of the building to create a cross flow ventilation action

Please see technical section for more details.

How to Order

- Specify which colour is preferred
- Measure the overall length of the eaves to be ventilated and divide by 200mm to determine the number of ventilators required

1139



1140



1141



1142



Bill of Quantity

G20 Carpentry/Timber Framing/First Fixing
Clause

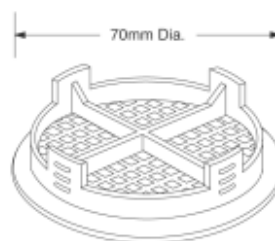
910^ | EAVES SOFFIT VENTILATION

- Manufacturer: Timloc Building Products, Timloc House, Ozone Park, Howden, East Yorkshire, DN14 7SD. T: 01405 765567 W: www.timloc.co.uk
- Product Reference: 1139/1140/1141/1142
- Type: Push in Soffit Vent (70mm diameter)
- Colour: (Black, White, Brown, Grey)
- Airway: Provide the equivalent of a continuous opening of not less than 10mm for the full length of eaves.

Product Codes

| Description | Colour | Pack Quantity | Product Code |
|---------------------|--------|---------------|--------------|
| Push-In Soffit Vent | Grey | 10 | 1139 |
| Push-In Soffit Vent | White | 10 | 1140 |
| Push-In Soffit Vent | Black | 10 | 1141 |
| Push-In Soffit Vent | Brown | 10 | 1142 |

Product Dimensions



Soffit Vent Type C

Efficient, strip type eaves ventilator

Use

- For roof eaves ventilation
- On roofs where the eaves incorporate a soffit board
- With soffit boards of between 6mm and 9mm in thickness

Features and Benefits

- Efficient, unobtrusive and easy to fit
- 4mm wide slots comply with BS 5250 : 2011
- Durable and totally resistant to decay
- UV stabilised and colourfast

Quality

- Satisfies all NHBC requirements
- Manufactured to BS EN ISO 9001 and BS EN ISO 14001
- Complies with all relevant Building Regulations
- Meets all relevant British Standards

Material and Colour Choice

- Manufactured by extrusion in UPVC
- Available in white or brown - 1137 also available in black

Products in the System

1137

- Provides ventilation equivalent to a continuous 10mm opening (10,000mm² per metre run).

1138

- Provides ventilation equivalent to a continuous 25mm opening (25,000mm² per metre run).
- Both products are supplied in 2.4m lengths.

Installation Advice

- Use product 1137 to ventilate pitched roofs, where the pitch of the roof is 15 degrees or more, and the roof void is attic or loft space
- Use product 1138 to ventilate pitched roofs, where the pitch of the roof is less than 15 degrees, flat roofs or any roof where living accommodation is contained within the roof space
- Ideally the soffit board should be 6mm in thickness. Thicker boards up to 9mm can be accommodated with care, but it may be necessary to chamfer the edge of the board to make installation easier
- Ensure the ventilator is fixed securely to the back of the fascia board using all the fixing holes provided. Screws are preferable, but nails may be used with care
- Ventilation must be provided for the full length of the eaves and along both sides of the building to create a cross flow ventilation action

Please see technical section for more details.

How to Order

- Determine whether the roof design requires ventilation equivalent to a continuous 10mm opening (1137), or 25mm opening (1138)
- Specify which colour is preferred
- Measure the overall length of the eaves to be ventilated and divide by 2.4m to determine the number of lengths required



Bill of Quantity

Soffit ventilator strip 2.4m type C (10mm airflow)

G20 Carpentry/Timber Framing/First Fixing Clause

910^A EAVES SOFFIT VENTILATION

- Manufacturer: Timloc Building Products, Timloc House, Ozone Park, Howden, East Yorkshire, DN14 7SD. T: 01405 765567 W: www.timloc.co.uk
- Soffit boards: Fix to leave a continuous ventilation opening not less than 10mm wide for full length of eaves
- Fit a propriety Soffit Ventilator Strip Type C across the required opening to prevent large insect entry.
- Product Reference: 1137
- Type: Soffit Ventilator Strip 2.4m Type C (10mm Airflow)
- Colour: (Black, White, Brown)

Soffit ventilator strip 2.4m type C (25mm airflow)

G20 Carpentry/Timber Framing/First Fixing Clause

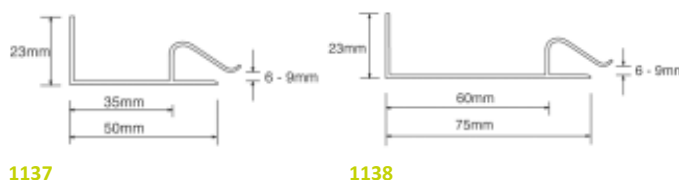
910^A EAVES SOFFIT VENTILATION

- Manufacturer: Timloc Building Products, Timloc House, Ozone Park, Howden, East Yorkshire, DN14 7SD. T: 01405 765567 W: www.timloc.co.uk
- Soffit boards: Fix to leave a continuous ventilation opening not less than 25mm wide for full length of eaves
- Fit a propriety Soffit Ventilator Strip Type C across the required opening to prevent large insect entry.
- Product Reference: 1138
- Type: Soffit Ventilator Strip 2.4m Type C (25mm Airflow)
- Colour: (White, Brown)

Product Codes

| Description | Free airflow | Colour | Pack Qty | Product Code |
|--------------------|---------------------------------|--------|----------|--------------|
| Soffit Vent Type C | 10,000mm ² per meter | White | 10 | 1137WH |
| Soffit Vent Type C | 10,000mm ² per meter | Brown | 10 | 1137BR |
| Soffit Vent Type C | 10,000mm ² per meter | Black | 10 | 1137BL |
| Soffit Vent Type C | 25,000mm ² per meter | White | 10 | 1138WH |
| Soffit Vent Type C | 25,000mm ² per meter | Brown | 10 | 1138BR |

Product Dimensions



1137

1138

ROOFLINE

by **timloc**

Corbel Vent

Specially designed for use with corbelled brickwork details



Use

- For roof eaves ventilation
- On roofs where ventilation equivalent to a continuous 10mm opening is required
- On roofs where the eaves are finished with corbelled masonry
- On roofs which do not incorporate a soffit board or fascia board

Features and Benefits

- Efficient, very unobtrusive and easy to fit
- Superior strength construction - will carry the weight of the bottom row of tiles
- Can be installed without having to drill the brickwork by using the special fixing clips provided and building them into the perp mortar joints
- 4mm wide ventilation slots comply with BS 5250 : 2011
- Durable and totally resistant to decay
- UV stabilised and colourfast
- Supplied in 2.4m lengths with a set of eight fixing clips per length

Quality

- Satisfies all NHBC requirements
- Manufactured to BS EN ISO 9001 and BS EN ISO 14001
- Complies with all relevant Building Regulations
- Meets all relevant British Standards

Material and Colour Choice

- Manufactured by extrusion in UPVC
- Available in black only

Installation Advice

- Use to ventilate pitched roofs, where the pitch of the roof is 15 degrees or more, and the roof void is attic or loft space
- Do not use to ventilate pitched roofs where the pitch of the roof is less than 15 degrees, flat roofs or any roof where living accommodation is contained within the roof space
- Make sure each ventilator is fixed securely to the top row of corbelling using all eight clips provided
- It is advisable to provide a felt support above the corbel vent. This should project at least 15mm beyond the front of the vent to prevent felt from sagging between the rafters and to maintain a clear air path to the vent front
- Ventilation must be provided for the full length of the eaves and along both sides of the building to create a cross flow ventilation action

Please see technical section for more details.

How to Order

- Measure the overall length of the eaves to be ventilated and divide by 2.4m to determine the number of ventilators required

Bill of Quantity

G20 Carpentry/Timber Framing/First Fixing

Clause

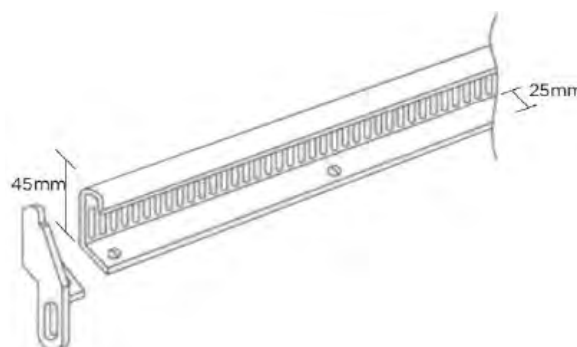
900^ | EAVES SOFFIT VENTILATION

- Manufacturer: Timloc Building Products, Timloc House, Ozone Park, Howden, East Yorkshire, DN14 7SD. T: 01405 765567 W: www.timloc.co.uk
- Product Reference: 3012
- Type: Corbel Ventilator Strip 2.4m
- Colour: Black
- Airway: Provide the equivalent of a continuous opening of not less than 10mm for the full length of eaves.

Product Code

| Free Airflow | Length | Vent Type | Pack Quantity | Product Code |
|---------------------------------|--------|-----------|---------------|--------------|
| 10,000mm ² per meter | 2.4m | Slot | 10 | 3012 |

Product Dimensions





Over Fascia Vent

Durable, multi-purpose ventilator in a range of colours



Use

- For roof eaves ventilation
- For flat roof abutment ventilation
- On roofs where the eaves incorporate a fascia board
- On roofs which do not incorporate a soffit board, or where an unbroken soffit board is required

Features and Benefits

- Very unobtrusive and easy to fit
- Superior strength construction - will carry the weight of the bottom row of tiles
- 4mm wide slots comply with BS 5250 : 2011
- Durable and totally resistant to decay
- UV stabilised and colourfast

Quality

- Satisfies all NHBC requirements
- Manufactured to BS EN ISO 9001 and BS EN ISO 14001
- Complies with all relevant Building Regulations
- Meets all relevant British Standards

Material and Colour Choice

- Manufactured by injection moulding in high density polypropylene
- Available in white, black or brown

Products in the System

Over fascia vent - 3011

- Provides ventilation equivalent to a continuous 10mm opening (10,000mm² per metre run). Supplied in 300mm lengths.

Over fascia vent - 3011-25

- Provides ventilation equivalent to a continuous 25mm opening (25,000mm² per metre run). Supplied in 300mm lengths.

Installation Advice

- Use 3011 to ventilate pitched roofs, where the pitch of the roof is 15 degrees or more, and the roof void is attic or loft space
- Use 3011-25 to ventilate pitched roofs, where the pitch of the roof is less than 15 degrees, flat roofs or any roof where living accommodation is contained within the roof space
- Make sure each ventilator is fixed securely into the top of the fascia board using at least three screws or nails per ventilator
- On pitched roofs it is advisable to provide a felt support above the fascia ventilator, projecting at least 10mm beyond the front of the ventilator. This will prevent the felt from sagging behind the fascia board and will maintain a clear air path at the front
- When ventilating flat roof abutments with 3011-25 extra joinery work is essential - please consult the Timloc Technical Department
- Ventilation must be provided for the full length of the eaves and along both sides of the building to create a cross flow ventilation action

Please see technical section for more details.

How to Order

- Determine whether the roof design requires ventilation equivalent to a continuous 10mm opening (3011), or 25mm opening (3011-25)
- Specify which colour is preferred
- Measure the overall length of the eaves to be ventilated and divide by 300mm to determine the number of lengths required

Bill of Quantity

Over fascia ventilator 300mm (25mm airflow)

G20 Carpentry/Timber Framing/First Fixing Clause

910^ EAVES SOFFIT VENTILATION

- Manufacturer: Timloc Building Products, Timloc House, Ozone Park, Howden, East Yorkshire, DN14 7SD. T: 01405 765567 W: www.timloc.co.uk
- Product Reference: 3011
- Type: Over Fascia Ventilator (300mm) 10mm Airflow
- Colour: (Black, White, Brown)
- Airway: Provide the equivalent of a continuous opening of not less than 10mm for the full length of eaves.

Over fascia ventilator 300mm (25mm airflow)

G20 Carpentry/Timber Framing/First Fixing Clause

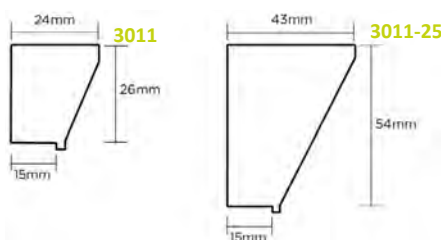
910^ EAVES SOFFIT VENTILATION

- Manufacturer: Timloc Building Products, Timloc House, Ozone Park, Howden, East Yorkshire, DN14 7SD. T: 01405 765567 W: www.timloc.co.uk
- Product Reference: 3011-25
- Type: Over Fascia Ventilator (300mm) 25mm Airflow
- Colour: (Black, White)
- Airway: Provide the equivalent of a continuous opening of not less than 25mm for the full length of eaves.

Product Codes

| Free airflow | Length | Colour | Pack Quantity | Product Code |
|---------------------------------|--------|--------|---------------|--------------|
| 10,000mm ² per meter | 300mm | Black | 10 | 3011BL |
| 10,000mm ² per meter | 300mm | White | 10 | 3011WH |
| 25,000mm ² per meter | 300mm | Black | 10 | 3011/25BL |
| 25,000mm ² per meter | 300mm | White | 10 | 3011/25W |

Product Dimensions



ROOFLINE

by **timloc**

1m Over Fascia Vent

Efficient, durable ventilator in convenient 1m lengths

Use

- For roof eaves ventilation
- For flat roof abutment ventilation
- On roofs where the eaves incorporate a fascia board
- On roofs which do not incorporate a soffit board, or where an unbroken soffit board is required

Features and Benefits

- Efficient, very unobtrusive and easy to fit
- Superior strength construction - will carry the weight of the bottom row of tiles
- 3.5mm - 4mm wide ventilation slots comply with BS 5250 : 2011
- Durable and totally resistant to decay
- UV stabilised and colourfast
- Supplied in convenient 1m lengths

Quality

- Satisfies all NHBC requirements
- Manufactured to BS EN ISO 9001 and BS EN ISO 14001
- Complies with all relevant Building Regulations
- Meets all relevant British Standards

Material and Colour Choice

- Manufactured by injection moulding in polypropylene
- Available in black or white

Installation Advice

- Use OF1 to ventilate pitched roofs, where the pitch of the roof is 15 degrees or more, and the roof void is attic or loft space
- Use OF2 to ventilate pitched roofs, where the pitch of the roof is less than 15 degrees, flat roofs or any roof where living accommodation is contained within the roof space
- Make sure each ventilator is fixed securely into the top of the fascia board using screws or nails through each fixing hole provided
- On pitched roofs it is advisable to provide a felt support above the fascia ventilator. This will prevent the felt from sagging behind the fascia board and will maintain a clear air path at the front
- When ventilating flat roof abutments with OF2 some extra joinery work is essential - see the illustration above
- Ventilation must be provided for the full length of the eaves and along both sides of the building to create a cross flow ventilation action
- Please see technical section for more details

How to Order

- Determine whether the roof design requires ventilation equivalent to a continuous 10mm opening (OF1) or 25mm opening (OF2)
- Measure the overall length of the eaves to be ventilated and divide by 1m to determine the number of ventilators required



Bill of Quantity

Over fascia ventilator 1000mm (10mm airflow)

G20 Carpentry/Timber Framing/First Fixing
Clause

910^ EAVES SOFFIT VENTILATION

- Manufacturer: Timloc Building Products, Timloc House, Ozone Park, Howden, East Yorkshire, DN14 7SD. T: 01405 765567 W: www.timloc.co.uk
- Product Reference: OF1
- Type: Over Fascia Ventilator (1000mm) 10mm Airflow
- Colour: (Black, White)
- Airway: Provide the equivalent of a continuous opening of not less than 10mm for the full length of eaves.

Over fascia ventilator 1000mm (25mm airflow)

G20 Carpentry/Timber Framing/First Fixing
Clause

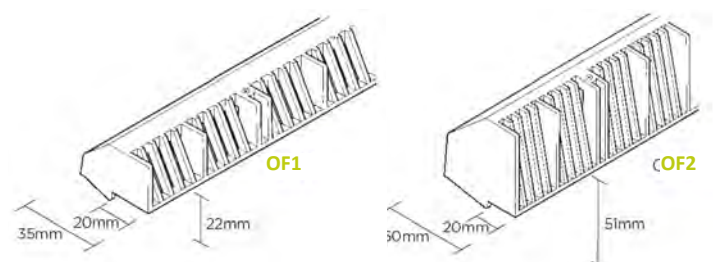
910^ EAVES SOFFIT VENTILATION

- Manufacturer: Timloc Building Products, Timloc House, Ozone Park, Howden, East Yorkshire, DN14 7SD. T: 01405 765567 W: www.timloc.co.uk
- Product Reference: OF2
- Type: Over Fascia Ventilator (1000mm) 25mm Airflow
- Colour: (Black, White)
- Airway: Provide the equivalent of a continuous opening of not less than 25mm for the full length of eaves.

Product Codes

| Description | Free airflow | Length | Colour | Pack Qty | Product Code |
|---------------------|-----------------------|--------|--------|----------|--------------|
| 1m Over Fascia Vent | 10,000mm ² | 1m | Black | 25 | OF1BL |
| 1m Over Fascia Vent | 10,000mm ² | 1m | White | 25 | OF1WH |
| 1m Over Fascia Vent | 25,000mm ² | 1m | Black | 20 | OF2BL |
| 1m Over Fascia Vent | 25,000mm ² | 1m | White | 20 | OF2WH |

Product Dimensions



ROOFLINE

by timloc

Over Fascia Ventilation System

Efficient, durable, single product multi-function ventilation system



Use

- For roof eaves ventilation
- On roofs where the eaves incorporate a fascia board
- On roofs which do not incorporate a soffit board or where an unbroken soffit board is required

Features and Benefits

- Provides ventilation equivalent to a continuous 10mm opening (10,000mm² per metre run) and is supplied in 900mm lengths.
- Efficient, very unobtrusive and easy to fit
- Superior strength construction - will carry the weight of the bottom row of tiles
- Performs several functions in a single product - over fascia ventilator, felt support/eaves protector and eaves comb filler
- 4mm wide ventilation slots comply with BS 5250 : 2011
- Durable and totally resistant to decay
- UV stabilised and colourfast
- Supplied in convenient 900mm lengths

Quality

- Satisfies all NHBC requirements
- Manufactured to BS EN ISO 9001 and BS IN ISO 14001
- Complies with all relevant Building Regulations
- Meets all relevant British Standards

Material and Colour Choice

- Manufactured by injection moulding in high density polypropylene
- Available in black only

Installation Advice

- Use to ventilate pitched roofs, where the pitch of the roof is 15 degrees or more, and the roof void is attic or loft space
- Make sure each ventilator is fixed securely into the top of the fascia board using screws or nails through the fixing holes provided
- Products designed so that the roofing felt will be cut back flush with the edge of the fascia board, and not dressed out into the gutter
- Ventilation must be provided for the full length of the eaves and along both sides of the building to create a cross flow ventilation action

Please see technical section for more details.

How to Order

- Specify product code with C if integral eaves comb filler is needed
- Measure the overall length of the eaves to be ventilated and divide by 900mm to determine the number of ventilators required

Bill of Quantity

Over fascia ventilation system 900mm (10mm airflow)

G20 Carpentry/Timber Framing/First Fixing

Clause

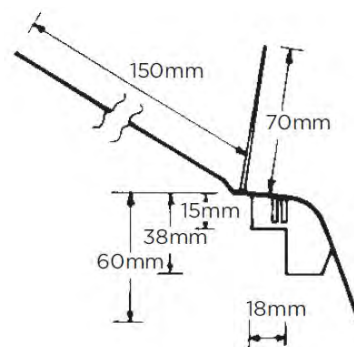
910^ EAVES SOFFIT VENTILATION

- Manufacturer: Timloc Building Products, Timloc House, Ozone Park, Howden, East Yorkshire, DN14 7SD. T: 01405 765567 W: www.timloc.co.uk
- Product Reference: 3014C or 3014
- Type: Over Fascia Ventilation System (900mm) 10mm Airflow
- Colour: Black
- Airway: Provide the equivalent of a continuous opening of not less than 10mm for the full length of eaves.

Product Codes

| Free Airflow | Length | Eaves Comb | Pack Quantity | Product Code |
|---------------------------------|--------|------------|---------------|--------------|
| 10,000mm ² per meter | 900mm | Yes | 10 | 3014C |
| 10,000mm ² per meter | 900mm | No | 20 | 3014 |

Product Dimensions



ROOFLINE

by **timloc**

Roll Form Eaves Vent Roll Out Rafter Tray

Roll out system to maintain ventilation between insulation and roofing felt



Use

- For pitched roof eaves ventilation
- On standard pitched roofs where the pitch is 15 degrees or more and the roof void is an attic or loft space
- On roofs with rafter spacings of between 400mm and 600mm centres

Features and Benefits

- Durable, totally resistant to decay, easy to fit
- Supplied in convenient 6m rolls
- Suitable for new build and refurbishment projects

Quality

- Satisfies all NHBC requirements
- Manufactured to BS EN ISO 9001 and BS IN ISO 14001
- Complies with all relevant Building Regulations
- Meets all relevant British Standards

Material and Colour Choice


- Manufactured by vacuum forming in UPVC
- Available in black only

Products in the System



1121
300mm roll form eaves vent
 Single row of 300mm roll panel coverage suitable for:

| Insulation depth | Min roof pitch ° |
|------------------|------------------|
| 225mm | 40° |
| 250mm | 45° |




1171
400mm roll form eaves vent
 Single row of 400mm roll panel coverage suitable for:

| Insulation depth | Min roof pitch ° |
|------------------|------------------|
| 225mm | 32.5° |
| 250mm | 37.5° |
| 300mm | 48.5° |



1131
600mm roll form eaves vent
 Single row of 600mm roll panel coverage suitable for:

| Insulation depth | Min roof pitch ° |
|------------------|------------------|
| 225mm | 20° |
| 250mm | 22.5° |
| 300mm | 27.5° |
| 400mm | 37.5° |



1151
800mm roll form eaves vent
 Single row of 800mm roll panel coverage suitable for:

| Insulation depth | Min roof pitch ° |
|------------------|------------------|
| 225mm | 17.5° |
| 250mm | 20° |
| 300mm | 22.5° |
| 400mm | 30° |

Installation Advice

- Unroll the ventilator along the rafters along the full length of the eaves and along both sides of the building to create a cross flow ventilation action
- Position centrally above the wall plate. This is the narrowest part of the roof where the roof insulation is most likely to constrict the airflow
- Push the corrugations down over the top of the rafters and secure using clout nails or staples

How to Order

- Measure the overall length of the eaves to be ventilated and divide by 6m to determine the number of rolls of ventilator required

Product Codes


| Depth of ventilation channel | Width | Length | Pack Quantity | Product Code |
|------------------------------|-------|--------|---------------|--------------|
| >25mm | 300mm | 6m | 10 | 1121 |
| >25mm | 400mm | 6m | 12 | 1171 |
| >25mm | 600mm | 6m | 5 | 1131 |
| >25mm | 800mm | 6m | 6 | 1151 |

ROOFLINE

by **timloc**

6m Eaves Vent Pack

A complete, easy-to-fit ventilation system in one pack



Use

- For pitched roof eaves ventilation
- On standard pitched roofs
- On roofs with rafter spacings of between 400mm and 600mm

Features and Benefits

- Efficient and easy to fit
- Durable and totally resistant to decay
- Complete eaves ventilation in a single pack

Quality

- Satisfies all NHBC requirements
- Manufactured to BS EN ISO 9001 and BS EN ISO 14001
- Complies with all relevant Building Regulations
- Meets all relevant British Standards

Material and Colour Choice

- Over fascia ventilators are manufactured by injection moulding in polypropylene. Roll form eaves vent and felt support panels are produced by vacuum forming in UPVC
- Available in black only

Products in the System

1m over fascia ventilator - OF1 (EVP6) or OF2 (EVP25)

Six lengths are included in the pack.

Roll form eaves ventilator - 1121 (300mm) or 1131 (600mm)

One 6m roll is included in the pack.

Felt support panel - 1128

Ten 600mm lengths are included in the pack.

EVP6 & EVP6/25

Single row of 300mm roll panel coverage suitable for:

| Insulation depth | Min. roof pitch (deg) |
|------------------|-----------------------|
| 100mm | 17.5° |
| 150mm | 25° |
| 200mm | 35° |
| 225mm | 40° |
| 250mm | 45° |

EVP6/600 & EVP6/25600

Single row of 600mm roll panel coverage suitable for:

| Insulation depth | Min. roof pitch (deg) |
|------------------|-----------------------|
| 100mm | 10° |
| 200mm | 17.5° |
| 225mm | 20° |
| 250mm | 22.5° |
| 270mm | 25° |
| 300mm | 27.5° |
| 350mm | 32.5° |
| 400mm | 37.5° |

Installation Advice

Roll form eaves vents

- Unroll the ventilator along the rafters along the full length of the eaves. Position centrally above the wall plate. This is the narrowest part of the roof where the roof insulation is most likely to constrict the airflow. Push the corrugations down over the top of the rafters and secure using clout nails or staples.

Over fascia vents

- Fix ventilators to the top edge of the fascia board using screws or nails through the fixing holes provided. Ventilation must be provided for the full length of the eaves and along both sides of the building to create a cross flow ventilation action. Felt support panels fit directly on top of the over fascia vent. Secure with clout nails driven into the top of the fascia board through the slots in the over fascia vent. Ensure each panel is allowed to overlap the next. Allow the rear of the panel to lay back on to the rafters.


How to Order

- Measure the overall length of the eaves to be ventilated and divide by 6m to determine the number of packs required.

Product Codes

| Free Airflow | Roll Form Width | Length | Product Code |
|---------------------------------|-----------------|--------|--------------|
| 10,000mm ² per meter | 300mm | 6m | EVP6 |
| 25,000mm ² per meter | 300mm | 6m | EVP6/25 |
| 10,000mm ² per meter | 600mm | 6m | EVP6/600 |
| 25,000mm ² per meter | 600mm | 6m | EVP6/25600 |


NB. EVP6-25 contains a 25mm deep roll form eaves vent not 50mm.





Felt Support Tray

Designed to prevent damage to roofing felt



Use

- At the eaves of a roof to support and protect roofing felt
- For remedial work to replace worn or perished roofing felt

Features and Benefits

- Effective, quick and easy to fit
- Improves performance of other roofing materials
- Ideal for remedial work
- Durable and totally resistant to decay
- Supplied in convenient 1.5m lengths or 600mm

Quality

- Satisfies all NHBC requirements
- Manufactured to BS EN ISO 9001 and BS EN ISO 14001
- Complies with all relevant Building Regulations
- Meets all relevant British Standards

Material and Colour Choice

- Extruded in UPVC
- Available in black/dark grey

Installation Advice

- Fit on the top of the fascia board below roofing felt, allowing a 150mm overlap where pieces join
- Secure with clout nails and fold back the rear flap to rest on the rafters

How to Order

- Measure the overall length of the eaves to be protected and divide by 1.35m to determine the number of protectors required or 450mm (1128)

Bill of Quantity

G20 Carpentry/Timber Framing/First Fixing

Clause

900^ EAVES SOFFIT VENTILATION

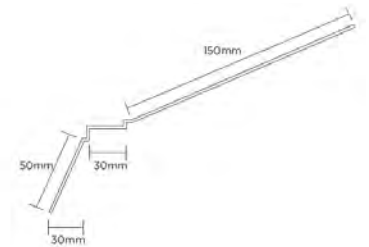
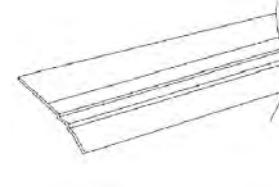
- Manufacturer: Timloc Building Products, Timloc House, Ozone Park, Howden, East Yorkshire, DN14 7SD. T: 01405 765567 W: www.timloc.co.uk
- Product Reference: 3017
- Type: Protector (1500mm)
- Colour: Black

Product Codes

| Description | Pack Quantity | Product Code |
|--------------------------|---------------|--------------|
| Felt support tray 1500mm | 10 | 3017 |
| Felt support tray 600mm | 20 | 1128 |

Product Dimensions

3017/1128





Eaves Comb Filler

Designed to prevent entry of birds and vermin below profiled roof tiles



Use

- At the eaves of a roof
- Below profiled roof tiles to exclude birds and vermin

Features and Benefits

- Effective, quick and easy to fit
- Durable and totally resistant to decay
- Supplied in convenient 1m lengths

Quality

- Satisfies all NHBC requirements
- Manufactured to BS EN ISO 9001 and BS EN ISO 14001
- Complies with all relevant Building Regulations
- Meets all relevant British Standards

Material and Colour Choice

- Injection moulded in polypropylene
- Available in black only

Installation Advice

- Fit on the top of the fascia board before tiles are laid. The comb must angle outwards away from the roof
- Secure with clout nails through the holes provided
- Bed bottom row of tiles on to the comb

How to Order

- Measure the overall length of the eaves and divide by 1m to determine the number of combs required

Bill of Quantity

G20 Carpentry/Timber Framing/First Fixing

Clause

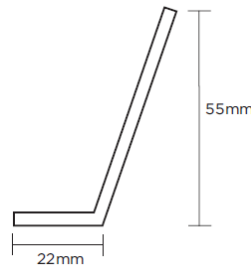
900^ EAVES SOFFIT VENTILATION

- Manufacturer: Timloc Building Products, Timloc House, Ozone Park, Howden, East Yorkshire, DN14 7SD. T: 01405 765567 W: www.timloc.co.uk
- Product Reference: 1136
- Type: Eaves Comb Filler (1000mm)
- Colour: Black

Product Codes

| Depth of Comb | Length | Pack Quantity | Product Code |
|---------------|--------|---------------|--------------|
| 55mm | 1m | 50 | 1136 |

Product Dimensions





Lap Vent

Refurbishment ventilator for existing roof spaces

Use

- To increase the level of ventilation in a roof space by separating lap joints in the roofing felt/membrane.
- Remedial solution for combating condensation in cold roof voids
- Can be fitted retrospectively after increased loft insulation

Features and Benefits

- Discrete profile design
- Easy installation
- 2 spring clips to secure each unit in place

Technical Information

- 3000mm² additional free vent area per unit
- Suitable for rafter spacings from 400-600mm centres
- Designed only to enhance existing ventilation via felt/membrane lap joints
- Consideration must be given to increased risk of wind uplift and driving rain resistance outlined in BS5534:2014

Quality

- Manufactured to British Standards: BS EN 9001 and BS EN 14001

Material and Colour Choice

- Injection Moulded recycled Polypropylene
- White

How to Order

- Calculate quantity of lap vents based on the level of ventilation required
- For typical installation allow 1 lap vent per alternate rafter spacing at low level
- Increase ventilation by allowing additional lap vents at high level
- For maximum ventilation allow lap vents to every rafter spacing

Installation Advice

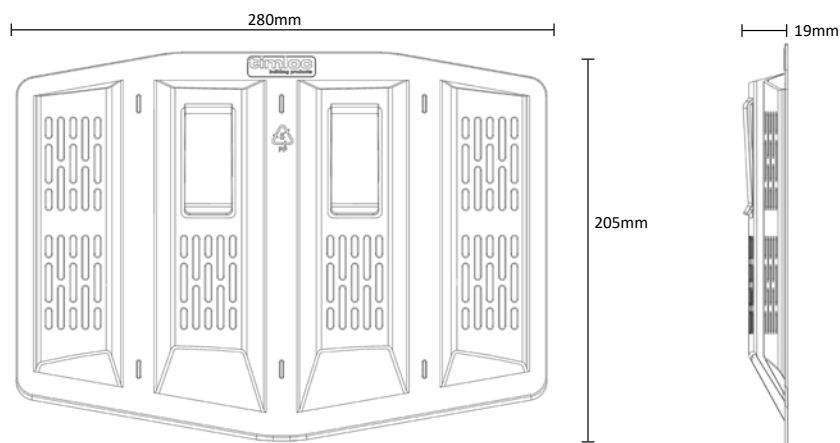
- Allowing ventilation between roofing felt/membranes is secondary to eaves and/or ridge ventilation
- Lap vent simply slots between roof felt/membranes laps
- Position the lap vent clips facing down to hang on the edge of the roofing felt/membrane when in position
- Install one lap vent into every alternate rafter space at low level
- If further ventilation is required, install one lap vent into every rafter space at low level and/or into lap joints at higher levels
- The lap vents should be fitted to both sides of the roof space in order to provide cross-flow ventilation
- Installing lap vents alone will not meet minimum roof ventilation requirements. For guidance and regulations on roof space ventilation please refer to British Standard BS5250

N.B. By specifying the lap vent, you acknowledge that the wind uplift loads on the tiles/slates and driving rain resistance of the membrane can be adversely affected

Product Code

| Height | Width | Length | Airflow | Colour | Pack Quantity | Product Code |
|--------|-------|--------|---------------------|--------|---------------|--------------|
| 19mm | 280mm | 205mm | 3000mm ² | White | 10 | 5560 |

Product Dimensions



6m Roll Out Dry Fix Ridge Kit

Convenient '1 pack' mechanical fix solution for roof ridge installations.



Use

- Most types of slate, concrete or clay roof tiles
- Round or angled ridge tiles
- Most pitched roof types from 15-55°
- New build and retro-fit projects

Features and Benefits

- Preassembled fixing screws and clamping plates
- Ridge union with adjustable clip positions for ridge tile thickness
- Universal ridge batten strap for ease and flexibility
- Long lasting, reliable and virtually maintenance free
- Protects against wind uplift, water ingress and general deterioration
- Provides 5000mm²/m (5mm continuous) ridge ventilation
- Easy, fast, clean and generally safer mortar free installation
- Can be installed in virtually all wet and cold weather conditions
- Water resistant yet air permeable membrane roll
- Strong, malleable and corrosion resistant aluminium flashing secured to roll
- 55mm wide ridge union width provides additional water bar protection
- Assurance of stainless steel clamping plates
- Maintains consistently smart appearance
- Not impacted by building settlement
- Helps prevent entry of large insects, birds and vermin into the roofline

Quality

- Helping to meet:
 - BS 5534 Code of practice for slating and tiling
 - BS 5250 Code of practice for control of condensation in buildings
- Complies with all other relevant regulations and standards
- Independently tested and complies with BS 8612

Material and Colour Choice

- Ridge unions and clips manufactured from UV protected and colour fast polypropylene
- Water resistant and ventilated roll membrane with attached self-adhesive and coloured aluminium flashing
- Galvanised steel ridge batten straps
- Stainless steel screws and clamping plates
- Available in black, terracotta or brown
- All kits are supplied with black ridge unions and clips

Installation Advice

- Please refer to www.timloc.co.uk for recommended installation guidance.

Components Supplied in the Pack

- 1 x 6m vent roll membrane with self-adhesive flashing
- 13 x fixing screws and clamping plates
- 13 x ridge unions
- 26 x ridge union clips
- 10 x ridge batten straps

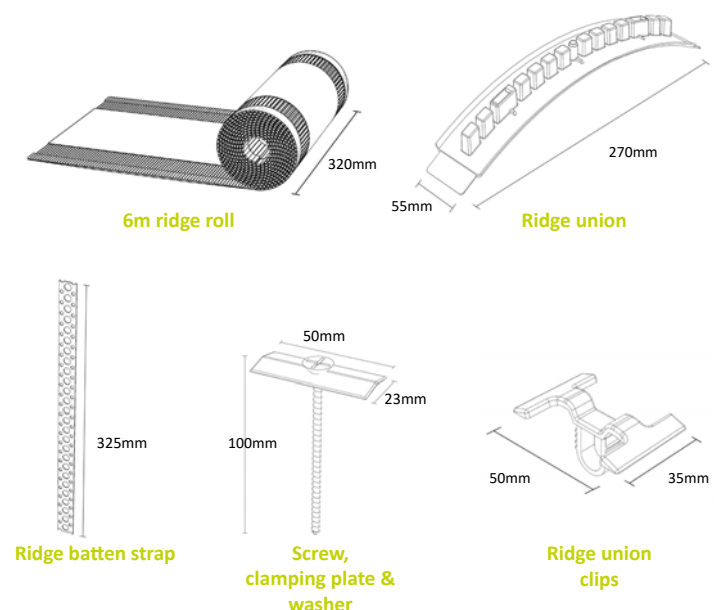
How to Order

- Select the relevant 6m roll out dry fix ridge kit colour for the project
- Order 1 pack for roof ridge lengths up to 6m
- Sequential packs can be installed
- Please allow for a minimum roll membrane overlap of at least 150mm

Product Codes

| Description | Colour | Product Code |
|-------------------------------------|------------|--------------|
| 6m roll out dry fix ridge kit | Black | 54700 |
| 6m roll out dry fix ridge kit | Terracotta | 54701 |
| 6m roll out dry fix ridge kit | Brown | 54702 |
| 13x ridge unions & 26x ridge clips | Black | 54618 |
| 13x fixing screws & clamping plates | NA | 54626 |

Product Dimensions





ROOFLINE

by **timloc**

3m | 6m | 10m Integrated Dry Ridge Kit

Convenient '1 pack' mechanical fix solution for roof ridge installations.



Use

- Most types of slate, concrete or clay roof tiles
- Round or angled ridge tiles
- Most pitched roof types from 15-55°
- New build and retro-fit projects

Features and Benefits

- Fixing screws, washers and clamping plates
- Ridge union with integrated clips compatible with ridge tiles up to 18mm thickness
- Universal ridge batten strap for ease and flexibility
- Long lasting, reliable and virtually maintenance free
- Protects against wind uplift, water ingress and general deterioration
- Provides 5000mm²/m (5mm continuous) ridge ventilation
- Easy, fast, clean and generally safer mortar free installation
- Can be installed in virtually all wet and cold weather conditions
- Water resistant yet air permeable membrane roll
- Strong, malleable and corrosion resistant aluminium flashing secured to roll
- 55mm wide ridge union provides additional water bar protection
- Assurance of stainless steel clamping plates
- Maintains consistently smart appearance
- Not impacted by building settlement
- Helps prevent entry of large insects, birds and vermin into the roofline

Quality

- Helping to meet:
 - BS 5534 Code of practice for slating and tiling
 - BS 5250 Code of practice for control of condensation in buildings
- Complies with all other relevant regulations and standards
- Independently tested and complies with BS 8612

Material and Colour Choice

- Ridge unions manufactured from UV protected and colour fast polypropylene
- Water resistant and ventilated roll membrane with attached self-adhesive and black aluminium flashing
- Galvanised steel ridge batten straps
- Stainless steel screws and clamping plates
- Available in black only

Installation Advice

- Please refer to www.timloc.co.uk for recommended installation guidance

Components Supplied in the Pack

3m Integrated Dry Ridge Kit

- 1 x 3m vent roll membrane with self-adhesive flashing
- 7 x fixing screws, washers and clamping plates
- 7 x ridge unions with integrated clips
- 5 x ridge batten straps

6m Integrated Dry Ridge Kit

- 1 x 6m vent roll membrane with self-adhesive flashing
- 13 x fixing screws, washers and clamping plates
- 13 x ridge unions with integrated clips
- 10 x ridge batten straps

10m Integrated Dry Ridge Kit

- 1 x 10m vent roll membrane with self-adhesive flashing
- 26 x fixing screws, washers and clamping plates
- 26 x ridge unions with integrated clips
- 20 x ridge batten straps

How to Order

- Order 1 pack per roof ridge length of 3m, 6m or 10m
- Sequential packs can be installed together
- Please allow for a minimum roll overlap of at least 150mm

Product Codes

| Description | Colour | Product Code |
|--------------------------------|--------|--------------|
| 3m roll out dry fix ridge kit | Black | 53700 |
| 6m roll out dry fix ridge kit | Black | 54703 |
| 10m roll out dry fix ridge kit | Black | 51700 |

6m Roll Out Dry Fix Hip Kit

Convenient '1 pack' mechanical fix solution for roof hip installations.



Use

- Most types of slate, concrete or clay hip tiles
- Round or angled hip tiles
- Most pitched roof types from 15-55°
- New build and retro-fit projects

Features and Benefits

- Preassembled fixing screws and clamping plates
- Ridge union with adjustable clip positions for ridge tile thickness
- Universal ridge batten strap for ease and flexibility
- Long lasting, reliable and virtually maintenance free
- Protects against wind uplift, water ingress and general deterioration
- Provides 5000mm²/m (5mm continuous) ridge ventilation
- Easy, fast, clean and generally safer mortar free installation
- Can be installed in virtually all wet and cold weather conditions
- Water resistant yet air permeable membrane roll
- Strong, malleable and corrosion resistant aluminium flashing secured to roll
- 55mm wide ridge union width provides additional water bar protection
- Assurance of stainless steel clamping plates
- Maintains consistently smart appearance
- Not impacted by building settlement
- Helps prevent entry of large insects, birds and vermin into the roofline

Quality

- Helping to meet:
 - BS 5534 Code of practice for slating and tiling
 - BS 5250 Code of practice for control of condensation in buildings
- Complies with all other relevant regulations and standards
- Independently tested and complies with BS 8612

Material and Colour Choice

- Ridge unions and clips manufactured from UV protected and colour fast polypropylene
- Water resistant and ventilated roll membrane with attached self-adhesive and coloured aluminium flashing
- Galvanised steel ridge batten straps
- Stainless steel screws and clamping plates
- Available in black, terracotta or brown
- All kits are supplied with black ridge unions and clips

Installation Advice

- Please refer to www.timloc.co.uk for recommended installation guidance.

Components Supplied in the Pack

- 1 x 6m vent roll membrane with self-adhesive flashing
- 13 x fixing screws and clamping plates
- 13 x ridge unions
- 26 x ridge union clips
- 10 x ridge batten straps
- 6 x hip trays

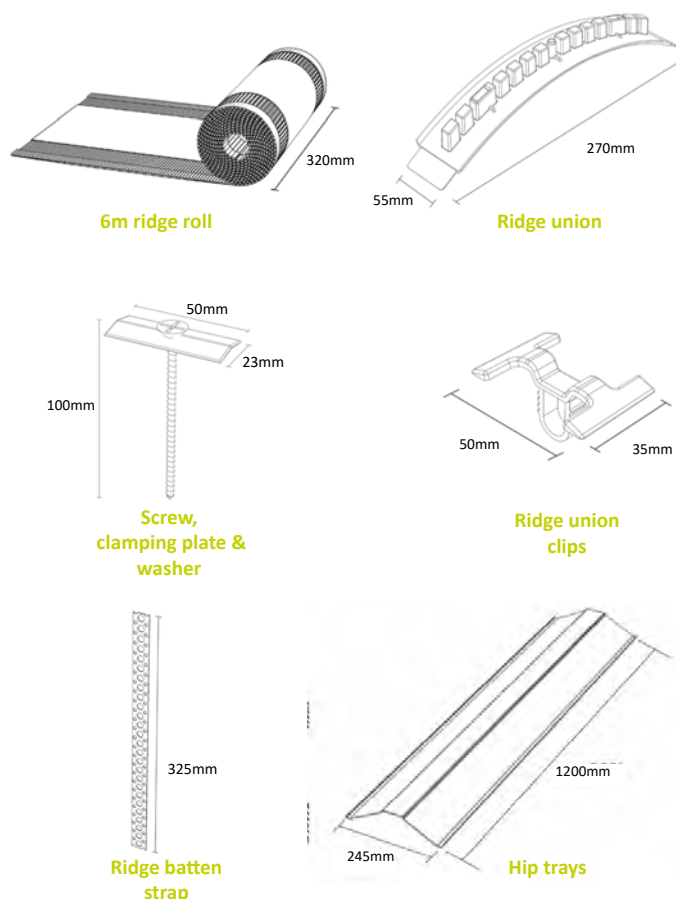
How to Order

- Select the relevant 6m roll out dry fix hip kit colour for the project
- Order 1 pack for roof hip lengths up to 6m
- Sequential packs can be installed
- Please allow for a minimum roll membrane overlap of at least 150mm

Product Codes

| Description | Colour | Product Code |
|-------------------------------------|------------|--------------|
| 6m roll out dry fix hip kit | Black | 54710 |
| 6m roll out dry fix hip kit | Terracotta | 54711 |
| 6m roll out dry fix hip kit | Brown | 54712 |
| 6x dry fix hip tray only pack | Black | 44623 |
| 13x ridge unions & 26x ridge clips | Black | 54618 |
| 13x fixing screws & clamping plates | NA | 54626 |

Product Dimensions





Ambi-Verge Universal Dry Fix Verge System for Profiled Roof Tiles

A robust, attractive and weather resistant verge system alternative to wet mortar bedding.

Use

- Large format and interlocking concrete profiled tiles
- Most pitched roof types from 15-55°
- Verges with or without bargeboards
- New build and refurbishment projects

Features and Benefits

- Universal installation – LH & RH sides are interchangeable.
- Long lasting, reliable and virtually maintenance free.
- Protects against wind uplift, water ingress & general deterioration.
- Easy, fast, clean and generally safer mortar free installation.
- Allows virtually all weather installation.
- Strong but supple for easy flexing and sliding along the tiles.
- Secure fit around the tile reassurance.
- Maintains consistently smart appearance.
- Not impacted by building settlement.
- Meets mechanical fix legislation requirements.
- The system also offers a unique steel fixing bracket option that presents flexible fixing points for use with alternative size counter battens or straight onto tile batten ends. The bracket avoids the reliance of end grain fixing, which can cause splitting and consequential damp penetration issues.

Quality

- Helping to meet BS 5534 Code of practice for slating and tiling
- Complies with all other relevant regulations and standards
- Manufactured to BS EN ISO 9001 and BS EN ISO 14001
- Independently tested and complies with BS8612

Material and Colour Choice

- UV protected and colour fast polypropylene
- Galvanised steel batten end bracket (optional)
- Available in grey, terracotta, brown and black

Installation Advice

- Please refer to our website www.timloc.co.uk for full recommended installation guidance.

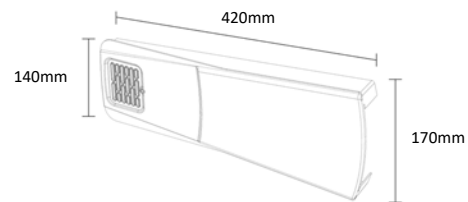
Products in the System

- Universal verge unit
- Eaves starter
- Half round ridge (apex) end cap
- Angled ridge (apex) end cap
- End grain batten bracket (optional)

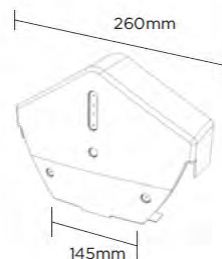
How to Order

- Select the relevant verge system colour for the project.
- 1 verge piece is required for each roof tile in the sloping run.
- Select the ridge shape for the apex of the system – angled or round.
- Eaves starter must be installed at the beginning of each sloping run.
- 1 optional end grain batten bracket is required for each verge piece installed in the sloping run.

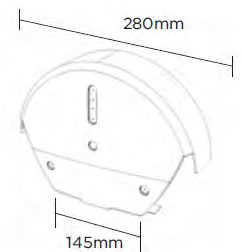
Product Dimensions



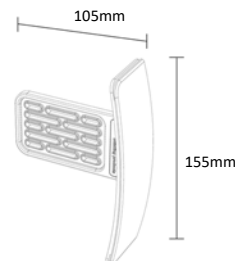
Ambi-Verge universal dry fix verge



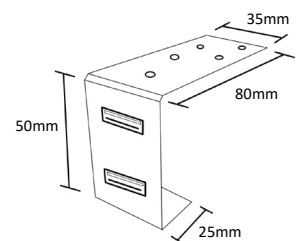
Universal dry fix angled ridge end cap



Universal dry fix half round ridge end cap



Ambi-Verge eaves starter



End grain batten bracket

Ambi-Verge Universal Dry Fix Verge System for Profiled Roof Tiles

A robust, attractive and weather resistant verge system alternative to wet mortar bedding.



Universal dry fix angled ridge end cap

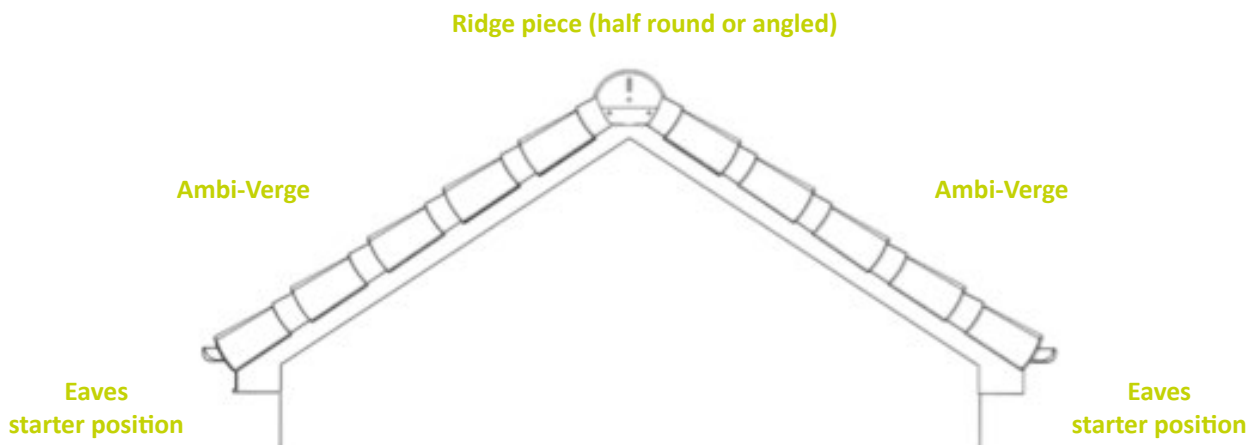


Universal dry fix half round ridge end cap



Ambi-Verge eaves starter

Product Detail



Product codes

| Description | Pack Quantity | Grey Product Codes | Brown Product Codes | Black Product Codes | Terracotta Product Codes |
|---|---------------|--------------------|---------------------|---------------------|--------------------------|
| Ambi-Verge universal dry fix verge | 20 | 99141 | 99142 | 99143 | 99144 |
| Universal dry fix angled ridge end cap | 1 | 99109 | 99108 | 99107 | 99110 |
| Universal dry fix half round ridge end cap | 1 | 99113 | 99112 | 99136 | 99114 |
| Ambi-Verge eaves starter | 1 | 99153 | 99155 | 99154 | 99156 |
| Dry verge profiled tile end grain batten bracket (optional) | 20 | 99124 | 99124 | 99124 | 99124 |

ROOFLINE

by **timloc**



Handed Dry Fix Verge System for Profiled Roof Tiles

A robust, attractive and weather resistant verge system alternative to wet mortar bedding.

Use

- Large format, interlocking concrete and clay profiled tiles
- Batten gauges between 260-345mm
- Most pitched roof types from 15-55°
- Verges with or without bargeboards
- New build and refurbishment projects

Features and Benefits

- Long lasting, reliable and virtually maintenance free
- Protects against wind uplift, water ingress and general deterioration
- Easy, fast, clean and generally safer mortar free installation
- Allows virtually all weather installation
- Extended slotted fixing locator flexibility
- Simple and quick '1st piece' eaves closer installation
- Strong but supple for easy flexing and sliding along the tiles
- Secure fit around the tile reassurance
- Rebated eaves closer design allows for guttering when required
- Maintains consistently smart appearance
- Not impacted by building settlement
- Helps prevent entry of large insects, birds and vermin into the roofline
- Meets mechanical fix legislation requirements
- The system also offers a unique steel fixing bracket option that presents flexible fixing points for use with alternative size counter battens or straight onto tile batten ends. The bracket avoids the reliance of end grain fixing, which can cause splitting and consequential damp penetration issues.

Quality

- Helping to meet BS 5534 Code of practice for slating and tiling
- Complies with all other relevant regulations and standards
- Manufactured to BS EN ISO 9001 and BS EN ISO 14001
- Independently tested and complies with BS8612

Material and Colour Choice

- UV protected and colour fast polypropylene verge, ridge and eaves closer components
- Galvanised steel batten end bracket (optional)
- Available in grey, terracotta, brown and black

Installation Advice

- Please refer to our website www.timloc.co.uk for full installation guidance.

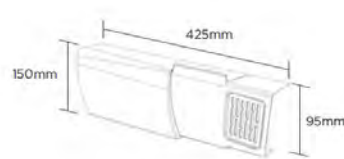
Products in the System

- Dry fix verge right hand piece
- Dry fix verge left hand piece
- Eaves closer pack L&R
- Universal dry fix half round ridge end cap
- Universal dry fix angled ridge end cap
- End grain batten bracket (optional)

How to Order

- Select the relevant verge system colour for the project
- 1 verge piece is required for each roof tile in the sloping run
- Verge pieces are handed to suit left and right handed slopes
- Select the ridge shape for the apex of the system – angled or round
- Eaves closer must be installed at the beginning of each sloping run of dry verge
- 1 optional end grain batten bracket is required for each verge piece installed in the sloping run
- Also available in convenient specific and complete system packs to suit your specific project's requirements

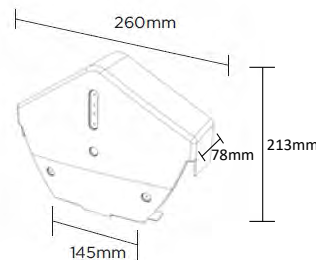
Product Dimensions



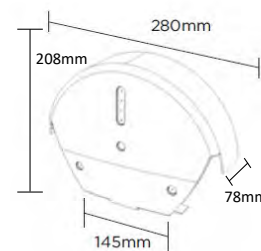
Dry fix verge right hand piece



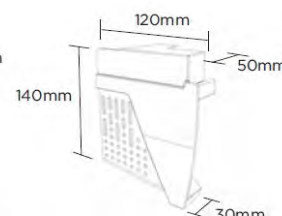
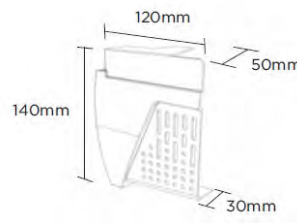
Dry fix verge left hand piece



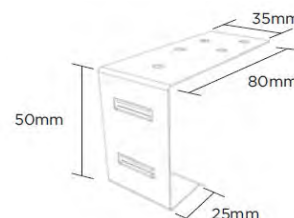
Universal dry fix angled ridge end cap



Universal dry fix half round ridge end cap



Dry fix verge eaves closer pack (right and left units)



Dry fix verge end grain batten bracket

Handed Dry Fix Verge System for Profiled Roof Tiles

A robust, attractive and weather resistant verge system alternative to wet mortar bedding.



Dry fix verge right hand piece



Dry fix verge left hand piece



Dry fix verge eaves closer pair

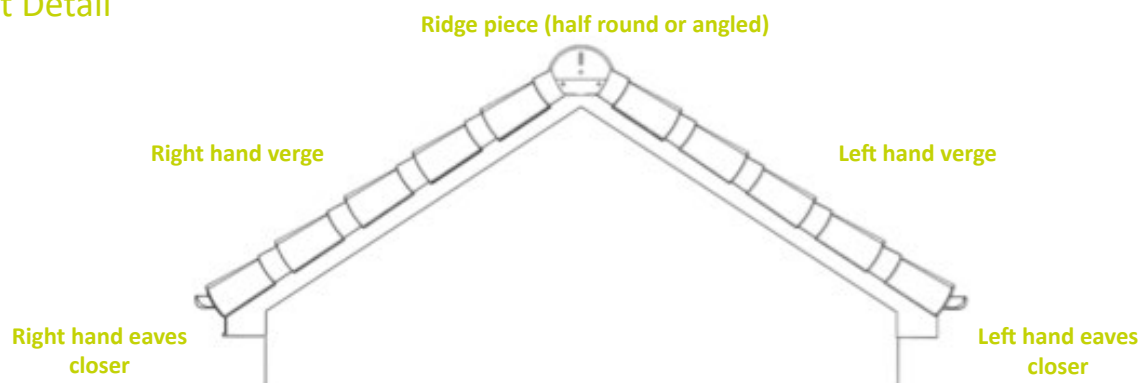


Universal dry fix half round ridge end cap



Universal dry fix angled ridge end cap

Product Detail



Product Codes

| Description | Pack Quantity | Grey Product Codes | Brown Product Codes | Black Product Codes | Terracotta Product Codes |
|---|---------------|--------------------|---------------------|---------------------|--------------------------|
| Dry fix verge right hand piece | 20 | 99117 | 99116 | 99137 | 99118 |
| Dry fix verge left hand piece | 20 | 99121 | 99120 | 99138 | 99122 |
| Universal dry fix angled ridge end cap | 1 | 99109 | 99108 | 99107 | 99110 |
| Universal dry fix half round ridge end cap | 1 | 99113 | 99112 | 99136 | 99114 |
| Dry fix verge eaves closer pack (left & right hand units) | 1 + 1 | 99126 | 99125 | 99130 | 99127 |
| Dry fix verge end grain batten bracket (optional) | 20 | 99124 | 99124 | 99124 | 99124 |

ROOFLINE

by **timloc**

Dry Fix Continuous Verge System for Slate and Thin Slate-Effect Roof Tiles

A continuous verge system that presents a clean flush finish and an effective and virtually maintenance-free alternative to wet mortar bedding.



Use

- Slate and tile thickness between 4 - 13mm slate and slate-effect tiles

Features and Benefits

- Long lasting, reliable and virtually maintenance free
- Protects against wind uplift, water ingress and general deterioration
- Easy, fast, clean and generally safer mortar free installation
- Allows virtually all weather installation
- Integral internal channel collects and discharges rainwater to the gutter
- Dedicated profiles for the new build and refurbishment applications to ensure secure fitting
- Refurbishment profile design avoids lifting slates and battens
- Concealed eaves closer cap allows for guttering if required
- Secure easy push fit joint unions
- Tough yet flexible allows easy manipulation and secure positioning
- Maintains consistently smart appearance
- Not impacted by building settlement
- Helps prevent entry of large insects, birds and vermin into the roofline
- Meets mechanical fix legislation requirements

Quality

- Helping to meet BS 5534 Code of practice for slating and tiling
- Complies with all other relevant regulations and standards
- Manufactured to BS EN ISO 9001 and BS EN ISO 14001
- Independently tested and complies with BS8612

Material and Colour Choice

- UV protected and colour fast PVC verge and polypropylene ridge and eaves closer caps
- Supplied in dark grey only

Products in the System

- 3m dry fix continuous verge for new build
- 3m dry fix continuous verge for refurbishment
- Angled ridge (apex) piece
- Eaves closer cap pack (right and left handed units)
- Joint union (connects two verge sections together)


Installation Advice

- Please refer to www.timloc.co.uk for full installation guidance.


How to Order

- Measure the length of the roof slope in metres and divide by 3 (product length) to identify how many profiles are required
- Ensure that the correct profile type is ordered for the project - new build or refurbishment
- An eaves closer cap must be installed at the beginning of each sloping run of Dry Fix Continuous Verge
- A Dry Fix Continuous Verge angled ridge piece must be installed at the apex of gable roofs
- A joint union is required when joining two Dry Fix Continuous Verge profiles together

Product Dimensions



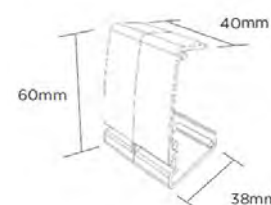
New build dry fix continuous verge



Refurbishment dry fix continuous verge



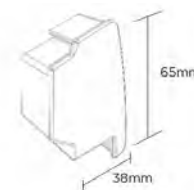
Angled ridge / apex piece



Joint union



Eaves closer cap pack (left unit)



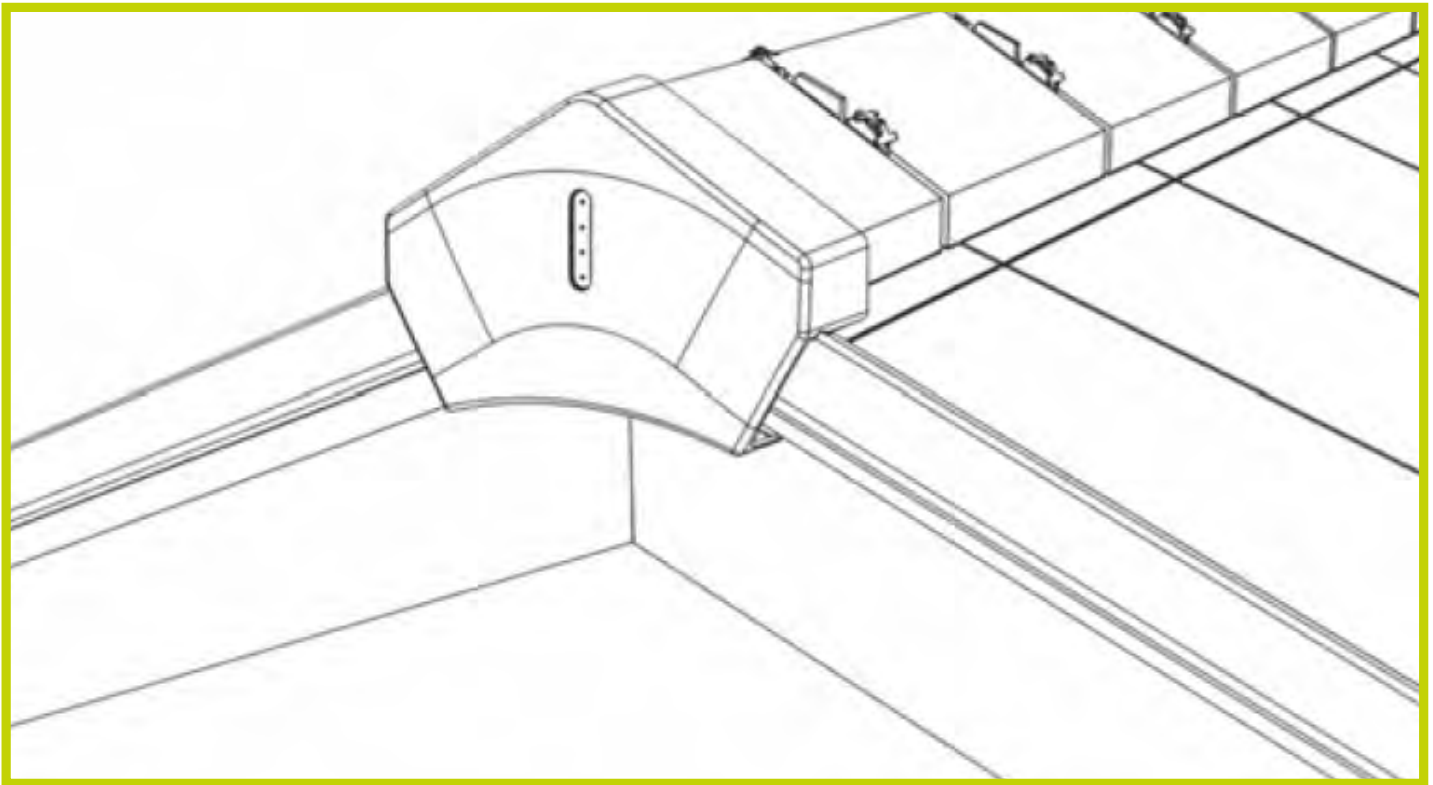
Eaves closer cap pack (right unit)

Dry Fix Continuous Verge System for Slate and Thin Slate-Effect Roof Tiles

A continuous verge system that presents a clean flush finish and an effective and virtually maintenance-free alternative to wet mortar bedding.



Product Detail



Product Codes

| Description | Pack Quantity | Product Code |
|---|---------------|--------------|
| 3m new build dry fix continuous verge for slate/flat tile | 4 | 66101 |
| 3m refurbishment dry fix continuous verge for slate/flat tile | 4 | 66105 |
| Dry fix continuous verge for slate angles ridge/apex piece | 1 | 66120 |
| Dry fix continuous verge for slate/flat tile eaves closer cap pack (left and right units) | 1 + 1 | 66117 |
| Dry fix continuous verge for slate/flat tile joint union | 2 | 66124 |

Technical Information and Installation Advice

The range of roofline and above products manufactured by Timloc are all designed to fit within the eaves of the roof. They fall into two product groups which Timloc choose to refer to as 'primary' and 'secondary' roof ventilators. Products from these two groups work together to form a range of reliable roof eaves ventilation systems.

Primary roof ventilators fit externally within the eaves, usually within either the soffit board or fascia board, and provide an appropriately sized opening for air to flow into and out of the roof space. They incorporate rows of slots or holes which are large enough to allow the required volume of air to flow freely without danger of blockage by dirt, dust, cobwebs, etc but are small enough to prevent the entry of vermin or large nestbuilding insects such as bees and wasps. All Timloc ventilators have 3.5 - 4mm wide slots or holes in accordance with the recommendations of BS. 5250 : 2011.

Secondary roof ventilators fit higher up within the eaves, usually between the rafters above the wallplate position. They hold down the quilt of roof insulation material and prevent it from restricting the flow of air to and from the primary roof ventilator.

In most cases it is essential that both primary and secondary roof ventilators are used in conjunction with each other in order to provide a reliable ventilation system.

Free Airflow Requirements

The Building Regulations require differing levels of roof ventilation depending on the design of the roof. It is very important to identify the type of roof which is to be constructed and ensure that the correct volume of free airflow is provided by the roof ventilators. Please refer to the four accompanying illustrations which detail the main variations in roof type.

Primary Roof Ventilators

- With a standard pitched roof where the pitch of the roof is 15 degrees or greater and the roof space is an attic or loft a free airflow is required which is equivalent to a continuous 10mm opening (10,000 mm² per metre run). See Fig.1
- With a pitched roof where the pitch of the roof is less than 15 degrees and the roof space is an attic or loft a free airflow is required which is equivalent to a continuous 25mm opening (25,000 mm² per metre run). See Fig. 2
- With a pitched roof where the roof space contains living accommodation and part of the ceiling and insulation follow the same line as the rafters a free airflow is required which is equivalent to a continuous 25mm opening (25,000 mm² per metre run). See Fig. 3
- With a flat roof a free airflow is required which is equivalent to a continuous 25mm opening (25,000 mm² per metre). See Figs. 4a,4b and 4c
- In all cases the ventilators must run continuously along the eaves and along opposite sides of the building so as to create a cross flow ventilation action

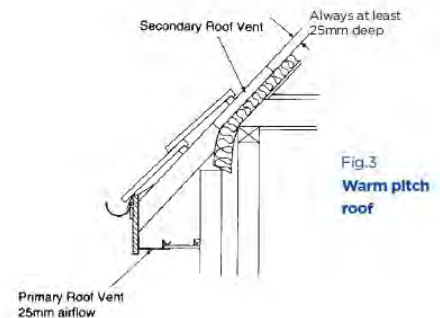
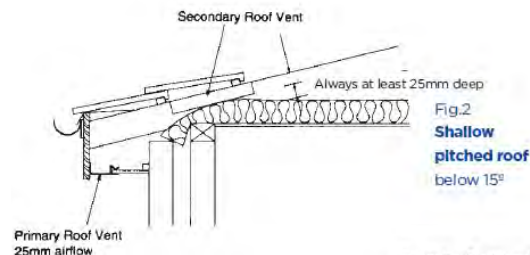
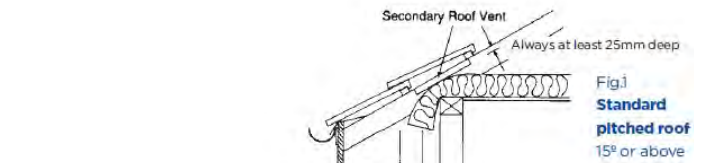
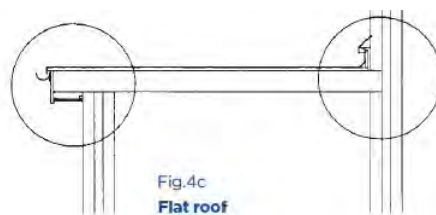
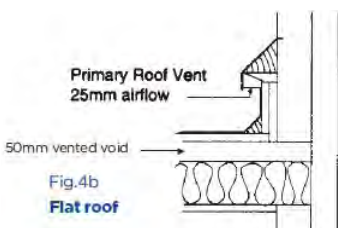
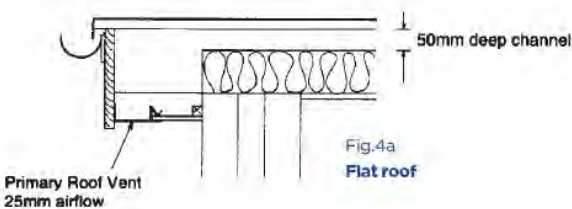
Secondary Roof Ventilators

- With a standard pitched roof where the pitch of the roof is 15 degrees or greater and the roof space is an attic or loft a ventilation channel at least 25mm deep must be maintained between the roof insulation and the underside of the roof covering. See Fig.1
- With a pitched roof where the pitch of the roof is less than 15 degrees and the roof space is an attic or loft a ventilation channel at least 25mm deep must be maintained between the roof insulation and the underside of the roof covering. See Fig. 2
- With a pitched roof where the roof space contains living accommodation and part of the ceiling and insulation follow the same line as the rafters a ventilation channel at least 25mm deep must be maintained between the roof insulation and the underside of the roof covering. See Fig. 3
- With a flat roof a ventilation channel at least 50mm deep must be maintained between the roof insulation and the underside of the roof deck. See Fig. 4
- In all cases the ventilation channel must run continuously along the eaves and along opposite sides of the building so as to create a cross flow ventilation action

Vapour Permeable Underlay

All vapour permeable underlays require a full convection tight ceiling, if condensation problems within the loft space are to be avoided. Timloc's judgement is that this 100% sealing of all apertures including pipes, wiring and fittings, in addition to its basic structure is not achievable in practice, and consequently there will be a risk of condensation occurring

Timloc recommend exploring the practicality and feasibility of achieving a full convection tight ceiling i.e. to all apertures (pipes, wiring and light fittings)



Technical Information and Installation Advice

Product Selection

Once the required level of free airflow necessary to suit the roof design has been established the choice of ventilation components is dictated by the eaves design, method of construction or the preference of the specifier or end user. Timloc recommend that customers take advantage of the technical advisory service which is freely available to all users and specifiers of Timloc products. The Technical Services Department will be pleased to advise on the most suitable products to suit the application and will prepare a fully itemised schedule of quantities if required. Please provide as much information as possible regarding the roof design and eaves construction detail including a dimensioned drawing if available.

Installation Advice

Due to the wide range of products in the roofline and above range the installation methods are equally varied. It is recommended that the specific installation instructions supplied with the goods are closely followed at the time of installation. Anything which is unclear should be checked with Timloc Technical Services Department.

General advice relevant to key products in the range are detailed below:

Soffit vent type C

The mouth along the edge of the soffit ventilator is ideally suited to accommodate a 6mm thick soffit board. Soffit boards of up to 9mm thick can be accommodated with care but it may sometimes be necessary to chamfer the edge of the board slightly to make insertion easier. Soffit boards over 9mm in thickness cannot be accommodated unless the edge of the board is rebated down to a thickness of 6 - 9mm.

Over fascia ventilators (all types)

Over fascia ventilators fit on the upper edge of the fascia board. It is important to note the height of the over fascia ventilator to be used and make allowance for this when fitting the fascia board. If the height of the ventilator is not taken into account and the fascia board lowered accordingly the tiles may be caused to 'kick up' at the eaves.

Over fascia ventilators - Products 3011 and 3011-25 only

It is strongly recommended that a plywood felt support is fitted directly above the over fascia ventilator in order to prevent sagging roofing felt from restricting airflow through the ventilator. This should project at least 10mm beyond the front of the ventilator.

Corbel ventilator

The corbel ventilator is designed to be fitted at the same time that the corbelled brickwork is completed. The fixing clips have protruding tabs which are built in to the perp. mortar joints on the top row of brickwork. If the ventilator is not fitted at this time the fixing clips cannot be used as intended and it will be necessary to drill and plug the brickwork or fit a timber batten on which to fix the ventilator.

The corbel ventilator is only available in the standard 10mm continuous opening version. If ventilation is required which is equivalent to a continuous 25mm opening then an alternative product must be used, a 25mm airflow over fascia ventilator is recommended. It will be necessary to fit this by drilling and plugging the brickwork or fitting a timber batten on which to fix the ventilator.

It is strongly recommended that a plywood felt support is fitted directly above the corbel ventilator in order to prevent sagging roofing felt from restricting airflow through the ventilator. This should project at least 15mm beyond the front of the ventilator.


Push in soffit ventilators

The push in soffit ventilators are fitted into 70mm diameter circular holes cut into the soffit board with a hole saw. These holes should be drilled at 200mm centres in order to provide airflow equivalent to a continuous 10mm opening. The push in ventilators are not suited in situations where an airflow equivalent to a continuous 25mm opening is required. It is very important that the holes are cut accurately and are not oversize otherwise the ventilators will not grip firmly in the fixing holes.

INVENTIVE

Roof ventilation solutions

Available in **single, pack,**
and **pallet** quantities



Designed to
suit **popular tile**
and **slate** types

Next day delivery
on the entire product
range

Full range of
adapters and
accessories available

AVAILABLE NOW

Comprehensive range of **tile and slate vents** from

timloc

RTV-C | Castellated Roof Tile Vent

Profiled roof tile vent to enable ventilation directly into a roof space or connect to a ducted ventilation system

Uses

- On roofs with Castellated profile roof tiles
- Enables ventilation directly into a roof space
- Can also be connected to a ducted ventilation system inside the building

Features and Benefits

- Suitable for roofs with a minimum pitch of 20°
- Free ventilation area of 10,000mm²
- Sized to replace one Castellated tile to provide a continuous visual appearance along the roof when viewed at all levels
- Shaped to manage and channel rainwater back down onto the roof tiles and away from the vent opening
- 4mm spaced external grille to prevent rainwater ingress and keep out large insects, vermin and debris
- Integrated clips to ensure a secure fit to surrounding roof tiles
- UV stabilised top for continuous exposure to sunlight
- Lightweight and easy to handle

Relevant Standards

- BS EN 490:2011 Concrete roofing tiles and fittings for roof covering and wall cladding - product specifications (+A1:2017)
- BS 5250: 2021 Management of moisture in buildings – Code of practice
- BS 5534:2014 Slating and tiling for pitched roofs and vertical cladding – code of practice (+A2:2018)
- Manufactured to BS EN ISO 9001:2015 and BS EN ISO 14001:2015
- Complies with all relevant sections of the Building Regulations 2010
- Satisfies all relevant NHBC requirements

Compatibility

Castellated large format tiles from all major manufacturers including:

- Marley Ludlow Major
- Redland Renown
- Sandtoft Lindum
- Russel Cheviot
- Lagan Square Top

Product Codes

| Description | Colour | Weight | Box Quantity | Product Code | Pack Quantity | Pack Code | Pallet Quantity |
|----------------------------|------------|--------|--------------|--------------|---------------|--------------|-----------------|
| Castellated Roof Tile Vent | Terracotta | 0.87kg | 1 | RTV-CTE | 8 | RTVMULTI-CTE | 136 |
| Castellated Roof Tile Vent | Brown | 0.87kg | 1 | RTV-CBR | 8 | RTVMULTI-CBR | 136 |
| Castellated Roof Tile Vent | Grey | 0.87kg | 1 | RTV-CGR | 8 | RTVMULTI-CGR | 136 |
| Castellated Roof Tile Vent | Red | 0.87kg | 1 | RTV-CRD | 8 | RTVMULTI-CRD | 136 |

Accessories

- The 110mm Flexi-Pipe (RTV-KIT1) can be used to aid connection to ventilation duct or soil vent pipe
- The standard adapter (RTV-ADS) can be used to attach the roof tile vent to 110mm ductwork
- Can be connected to 100/110/125/150mm duct sizes when combined with the multi adapter (RTV-ADMULTI)
- RTV-ADS and RTV-KIT1 available as one kit (RTV-KIT2). See 110mm Flexi-Pipe Kits datasheet




Standard Adapter **RTV-ADS**



Multi Adapter **RTV-ADMULTI**



110mm Flexi-Pipe **RTV-KIT1**



Terracotta
RTV-CTE



Brown
RTV-CBR



Grey
RTV-CGR

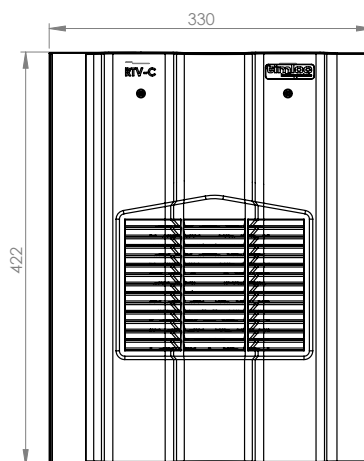


Red
RTV-CRD

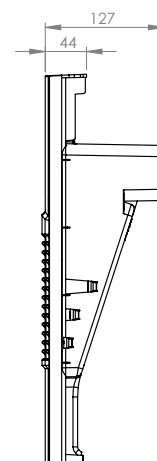
Material and Colour Choice

- Top - UV stabilised coloured injection moulded Polypropylene with textured finish
- Available in Terracotta, Brown, Grey and Red
- Base – Black injection moulded Polypropylene

Product Dimensions



Top Profile



Side Profile

NB. RTV-C available in single, pack or pallet quantities. For pack quantities, 8 tile vent assemblies are packaged in one large box.

RTV-DP | Double Pantile Roof Tile Vent

Profiled roof tile vent to enable ventilation directly into a roof space or connect to a ducted ventilation system

Uses

- On roofs with Double Pantile profile roof tiles
- Enables ventilation directly into a roof space
- Can also be connected to a ducted ventilation system inside the building

Features and Benefits

- Suitable for roofs with a minimum pitch of 20°
- Free ventilation area of 10,000mm²
- Sized to replace one Double Pantile tile to provide a continuous visual appearance along the roof when viewed at all levels
- Shaped to manage and channel rainwater back down onto the roof tiles and away from the vent opening
- 4mm spaced external grille to prevent rainwater ingress and keep out large insects, vermin and debris
- Integrated clips to ensure a secure fit to surrounding roof tiles
- UV stabilised top for continuous exposure to sunlight
- Lightweight and easy to handle

Relevant Standards

- BS EN 490:2011 Concrete roofing tiles and fittings for roof covering and wall cladding - product specifications (+A1:2017)
- BS 5250: 2021 Management of moisture in buildings – Code of practice
- BS 5534:2014 Slating and tiling for pitched roofs and vertical cladding – code of practice (+A2:2018)
- Manufactured to BS EN ISO 9001:2015 and BS EN ISO 14001:2015
- Complies with all relevant sections of the Building Regulations 2010
- Satisfies all relevant NHBC requirements

Compatibility

Double Pantile large format tiles from all major manufacturers including:

- Marley Mendip
- Redland Grovebury
- Redland Landmark
- Russell Pennine
- Quinn Locherne
- Sandtoft Double Pantile

Product Codes

| Description | Colour | Weight | Box Quantity | Product Code | Pack Quantity | Pack Code | Pallet Quantity |
|-------------------------------|------------|--------|--------------|--------------|---------------|---------------|-----------------|
| Double Pantile Roof Tile Vent | Terracotta | 0.88kg | 1 | RTV-DPTE | 6 | RTVMULTI-DPTE | 102 |
| Double Pantile Roof Tile Vent | Brown | 0.88kg | 1 | RTV-DPBR | 6 | RTVMULTI-DPBR | 102 |
| Double Pantile Roof Tile Vent | Grey | 0.88kg | 1 | RTV-DPGR | 6 | RTVMULTI-DPGR | 102 |
| Double Pantile Roof Tile Vent | Red | 0.88kg | 1 | RTV-DPRD | 6 | RTVMULTI-DPRD | 102 |



Brown
RTV-DPBR



Terracotta
RTV-DPTE



Brown
RTV-DPBR



Grey
RTV-DPGR

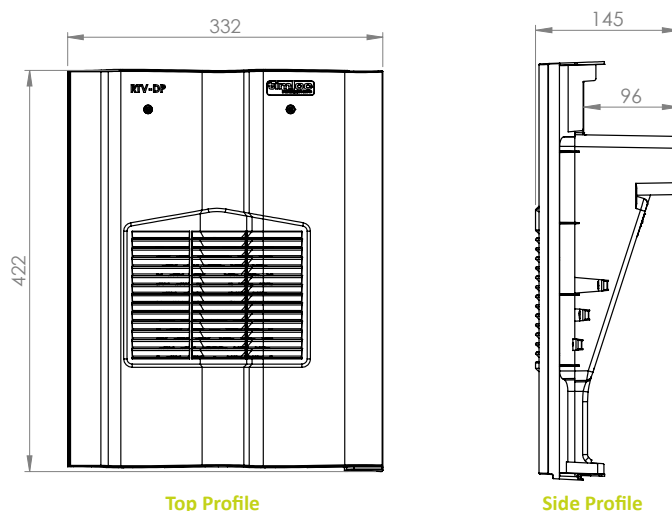


Red
RTV-DPRD

Material and Colour Choice

- Top - UV stabilised coloured injection moulded Polypropylene with textured finish
- Available in Terracotta, Brown, Grey and Red
- Base – Black injection moulded Polypropylene

Product Dimensions



Top Profile

Side Profile

NB. RTV-DP available in single, pack or pallet quantities. For pack quantities, 6 tile vent assemblies are packaged in one large box.

Accessories

- The 110mm Flexi-Pipe (RTV-KIT1) can be used to aid connection to ventilation duct or soil vent pipe
- The standard adapter (RTV-ADS) can be used to attach the roof tile vent to 110mm ductwork
- Can be connected to 100/110/125/150mm duct sizes when combined with the multi adapter (RTV-ADMULTI)
- RTV-ADS and RTV-KIT1 available as one kit (RTV-KIT2). See 110mm Flexi-Pipe Kits datasheet



Standard Adapter RTV-ADS



Multi Adapter RTV-ADMULTI



110mm Flexi-Pipe RTV-KIT1

RTV-DR | Double Roman Roof Tile Vent

Profiled roof tile vent to enable ventilation directly into a roof space or connect to a ducted ventilation system

Uses

- On roofs with Double Roman profile roof tiles
- Enables ventilation directly into a roof space
- Can also be connected to a ducted ventilation system inside the building

Features and Benefits

- Suitable for roofs with a minimum pitch of 20°
- Free ventilation area of 10,000mm²
- Sized to replace one Double Roman tile to provide a continuous visual appearance along the roof when viewed at all levels
- Shaped to manage and channel rainwater back down onto the roof tiles and away from the vent opening
- 4mm spaced external grille to prevent rainwater ingress and keep out large insects, vermin and debris
- Integrated clips to ensure a secure fit to surrounding roof tiles
- UV stabilised top for continuous exposure to sunlight
- Lightweight and easy to handle

Relevant Standards

- BS EN 490:2011 Concrete roofing tiles and fittings for roof covering and wall cladding - product specifications (+A1:2017)
- BS 5250: 2021 Management of moisture in buildings – Code of practice
- BS 5534:2014 Slating and tiling for pitched roofs and vertical cladding – code of practice (+A2:2018)
- Manufactured to BS EN ISO 9001:2015 and BS EN ISO 14001:2015
- Complies with all relevant sections of the Building Regulations 2010
- Satisfies all relevant NHBC requirements

Compatibility

Double Roman large format tiles from all major manufacturers including:

- Marley Double Roman
- Redland 50 Double Roman
- Russell Double Roman
- Sandtoft Double Roman
- Lagan Double Roll

Product Codes

| Description | Colour | Weight | Box Quantity | Product Code | Pack Quantity | Pack Code | Pallet Quantity |
|-----------------------------|------------|--------|--------------|--------------|---------------|---------------|-----------------|
| Double Roman Roof Tile Vent | Terracotta | 0.88kg | 1 | RTV-DRTE | 6 | RTVMULTI-DRTE | 102 |
| Double Roman Roof Tile Vent | Brown | 0.88kg | 1 | RTV-DRBR | 6 | RTVMULTI-DRBR | 102 |
| Double Roman Roof Tile Vent | Grey | 0.88kg | 1 | RTV-DRGR | 6 | RTVMULTI-DRGR | 102 |
| Double Roman Roof Tile Vent | Red | 0.88kg | 1 | RTV-DRRD | 6 | RTVMULTI-DRRD | 102 |

Accessories

- The 110mm Flexi-Pipe (RTV-KIT1) can be used to aid connection to ventilation duct or soil vent pipe
- The standard adapter (RTV-ADS) can be used to attach the roof tile vent to 110mm ductwork
- Can be connected to 100/110/125/150mm duct sizes when combined with the multi adapter (RTV-ADMULTI)
- RTV-ADS and RTV-KIT1 available as one kit (RTV-KIT2). See 110mm Flexi-Pipe Kits datasheet




Standard Adapter **RTV-ADS**



Multi Adapter **RTV-ADMULTI**



110mm Flexi-Pipe **RTV-KIT1**



Grey
RTV-DRGR



Terracotta
RTV-DRTE



Brown
RTV-DRBR



Grey
RTV-DRGR

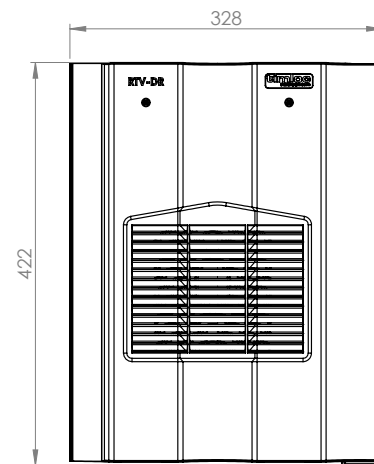


Red
RTV-DRRD

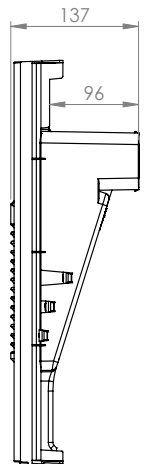
Material and Colour Choice

- Top - UV stabilised coloured injection moulded Polypropylene with textured finish
- Available in Terracotta, Brown, Grey and Red
- Base – Black injection moulded Polypropylene

Product Dimensions



Top Profile



Side Profile

NB. RTV-DR available in single, pack or pallet quantities. For pack quantities, 6 tile vent assemblies are packaged in one large box.

RTV-FE | Flat Edge Roof Tile Vent

Profiled roof tile vent to enable ventilation directly into a roof space or connect to a ducted ventilation system

Uses

- On roofs with Flat Edge profile roof tiles
- Enables ventilation directly into a roof space
- Can also be connected to a ducted ventilation system inside the building

Features and Benefits

- Suitable for roofs with a minimum pitch of 20°
- Free ventilation area of 10,000mm²
- Sized to replace one Flat Edge tile to provide a continuous visual appearance along the roof when viewed at all levels
- Shaped to manage and channel rainwater back down onto the roof tiles and away from the vent opening
- 4mm spaced external grille to prevent rainwater ingress and keep out large insects, vermin and debris
- Integrated clips to ensure a secure fit to surrounding roof tiles
- UV stabilised top for continuous exposure to sunlight
- Lightweight and easy to handle

Relevant Standards

- BS EN 490:2011 Concrete roofing tiles and fittings for roof covering and wall cladding - product specifications (+A1:2017)
- BS 5250: 2021 Management of moisture in buildings – Code of practice
- BS 5534:2014 Slating and tiling for pitched roofs and vertical cladding – code of practice (+A2:2018)
- Manufactured to BS EN ISO 9001:2015 and BS EN ISO 14001:2015
- Complies with all relevant sections of the Building Regulations 2010
- Satisfies all relevant NHBC requirements

Compatibility

Flat Edge large format tiles from all major manufacturers including:

- Sandtoft Calderdale Edge

Product Codes

| Description | Colour | Weight | Box Quantity | Product Code | Pack Quantity | Pack Code | Pallet Quantity |
|--------------------------|------------|--------|--------------|--------------|---------------|---------------|-----------------|
| Flat Edge Roof Tile Vent | Terracotta | 0.83kg | 1 | RTV-FETE | 8 | RTVMULTI-FETE | 136 |
| Flat Edge Roof Tile Vent | Brown | 0.83kg | 1 | RTV-FEBR | 8 | RTVMULTI-FEBR | 136 |
| Flat Edge Roof Tile Vent | Grey | 0.83kg | 1 | RTV-FEGR | 8 | RTVMULTI-FEGR | 136 |
| Flat Edge Roof Tile Vent | Red | 0.83kg | 1 | RTV-FERD | 8 | RTVMULTI-FERD | 136 |
| Flat Edge Roof Tile Vent | Black | 0.83kg | 1 | RTV-FEBL | 8 | RTVMULTI-FEBL | 136 |

Accessories

- The 110mm Flexi-Pipe (RTV-KIT1) can be used to aid connection to ventilation duct or soil vent pipe
- The standard adapter (RTV-ADS) can be used to attach the roof tile vent to 110mm ductwork
- Can be connected to 100/110/125/150mm duct sizes when combined with the multi adapter (RTV-ADMULTI)
- RTV-ADS and RTV-KIT1 available as one kit (RTV-KIT2). See 110mm Flexi-Pipe Kits datasheet




Standard Adapter **RTV-ADS**



Multi Adapter **RTV-ADMULTI**



110mm Flexi-Pipe **RTV-KIT1**



Red
RTV-FERD



Terracotta
RTV-FETE



Brown
RTV-FEBR



Grey
RTV-FEGR

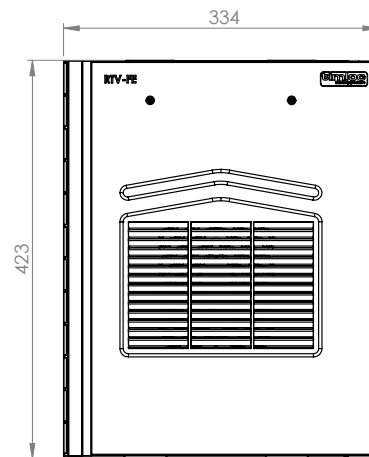


Black
RTV-FEBL

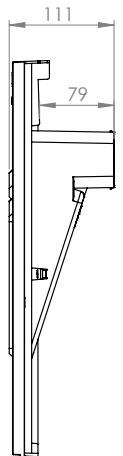
Material and Colour Choice

- Top - UV stabilised coloured injection moulded Polypropylene with textured finish
- Available in Terracotta, Brown, Grey, Red and Black
- Base – Black injection moulded Polypropylene

Product Dimensions



Top Profile



Side Profile

NB. RTV-FE available in single, pack or pallet quantities. For pack quantities, 8 tile vent assemblies are packaged in one large box.

RTV-NP | Non-Profile Roof Tile Vent

Profiled roof tile vent to enable ventilation directly into a roof space or connect to a ducted ventilation system

Uses

- On roofs with Non-Profile roof tiles
- Enables ventilation directly into a roof space
- Can also be connected to a ducted ventilation system inside the building

Features and Benefits

- Suitable for roofs with a minimum pitch of 20°
- Free ventilation area of 10,000mm²
- Sized to replace one Non-Profile tile to provide a continuous visual appearance along the roof when viewed at all levels
- Shaped to manage and channel rainwater back down onto the roof tiles and away from the vent opening
- 4mm spaced external grille to prevent rainwater ingress and keep out large insects, vermin and debris
- Integrated clips to ensure a secure fit to surrounding roof tiles
- UV stabilised top for continuous exposure to sunlight
- Lightweight and easy to handle

Relevant Standards

- BS EN 490:2011 Concrete roofing tiles and fittings for roof covering and wall cladding - product specifications (+A1:2017)
- BS 5250: 2021 Management of moisture in buildings – Code of practice
- BS 5534:2014 Slating and tiling for pitched roofs and vertical cladding – code of practice (+A2:2018)
- Manufactured to BS EN ISO 9001:2015 and BS EN ISO 14001:2015
- Complies with all relevant sections of the Building Regulations 2010
- Satisfies all relevant NHBC requirements


Compatibility

Non-Profile large format tiles from all major manufacturers including:

- Marley Modern
- Marley Duo Modern
- Redland Mini Stonewold
- Sandtoft Calderdale
- Russell Grampian
- Russell Highland
- Lagan Flat

Product Codes

| Description | Colour | Weight | Box Quantity | Product Code | Pack Quantity | Pack Code | Pallet Quantity |
|----------------------------|------------|--------|--------------|--------------|---------------|---------------|-----------------|
| Non-Profile Roof Tile Vent | Terracotta | 0.86kg | 1 | RTV-NPTE | 8 | RTVMULTI-NPTE | 136 |
| Non-Profile Roof Tile Vent | Brown | 0.86kg | 1 | RTV-NPBR | 8 | RTVMULTI-NPBR | 136 |
| Non-Profile Roof Tile Vent | Grey | 0.86kg | 1 | RTV-NPGR | 8 | RTVMULTI-NPGR | 136 |
| Non-Profile Roof Tile Vent | Red | 0.86kg | 1 | RTV-NPRD | 8 | RTVMULTI-NPRD | 136 |
| Non-Profile Roof Tile Vent | Black | 0.86kg | 1 | RTV-NPBL | 8 | RTVMULTI-NPBL | 136 |



Black
RTV-NPBL



Terracotta
RTV-NPTE



Brown
RTV-NPBR



Grey
RTV-NPGR

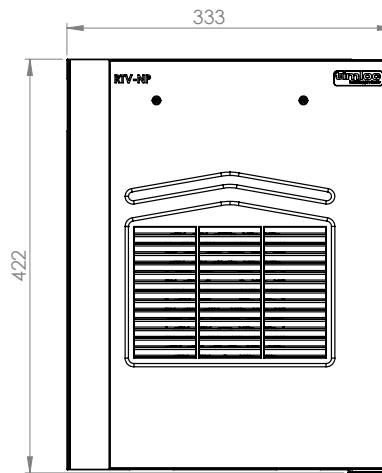


Red
RTV-NPRD

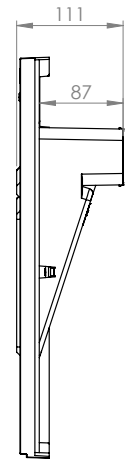
Material and Colour Choice

- Top - UV stabilised coloured injection moulded Polypropylene with textured finish
- Available in Terracotta, Brown, Grey, Red and Black
- Base – Black injection moulded Polypropylene

Product Dimensions



Top Profile



Side Profile

NB. RTV-NP available in single, pack or pallet quantities. For pack quantities, 8 tile vent assemblies are packaged in one large box.

Accessories

- The 110mm Flexi-Pipe (RTV-KIT1) can be used to aid connection to ventilation duct or soil vent pipe
- The standard adapter (RTV-ADS) can be used to attach the roof tile vent to 110mm ductwork
- Can be connected to 100/110/125/150mm duct sizes when combined with the multi adapter (RTV-ADMULTI)
- RTV-ADS and RTV-KIT1 available as one kit (RTV-KIT2). See 110mm Flexi-Pipe Kits datasheet



Standard Adapter RTV-ADS



Multi Adapter RTV-ADMULTI



110mm Flexi-Pipe RTV-KIT1

RTV-TE | Thin Leading Edge Roof Tile Vent

Profiled roof tile vent to enable ventilation directly into a roof space or connect to a ducted ventilation system

Uses

- On roofs with Thin Leading Edge profile roof tiles
- Enables ventilation directly into a roof space
- Can also be connected to a ducted ventilation system inside the building

Features and Benefits

- Suitable for roofs with a minimum pitch of 20°
- Free ventilation area of 10,000mm²
- Sized to replace one Thin Leading Edge tile to provide a continuous visual appearance along the roof when viewed at all levels
- Shaped to manage and channel rainwater back down onto the roof tiles and away from the vent opening
- 4mm spaced external grille to prevent rainwater ingress and keep out large insects, vermin and debris
- Integrated clips to ensure a secure fit to surrounding roof tiles
- UV stabilised top for continuous exposure to sunlight
- Lightweight and easy to handle

Relevant Standards

- BS EN 490:2011 Concrete roofing tiles and fittings for roof covering and wall cladding - product specifications (+A1:2017)
- BS 5250: 2021 Management of moisture in buildings – Code of practice
- BS 5534:2014 Slating and tiling for pitched roofs and vertical cladding – code of practice (+A2:2018)
- Manufactured to BS EN ISO 9001:2015 and BS EN ISO 14001:2015
- Complies with all relevant sections of the Building Regulations 2010
- Satisfies all relevant NHBC requirements

Compatibility

Thin Leading Edge large format tiles from all major manufacturers including:

- Marley Edgemere
- Redland Richmond
- Sandtoft TLE
- Russell Galloway
- Lagan Elite

Product Codes

| Description | Colour | Weight | Box Quantity | Product Code | Pack Quantity | Pack Code | Pallet Quantity |
|----------------------------------|------------|--------|--------------|--------------|---------------|---------------|-----------------|
| Thin Leading Edge Roof Tile Vent | Terracotta | 0.81kg | 1 | RTV-TETE | 8 | RTVMULTI-TETE | 136 |
| Thin Leading Edge Roof Tile Vent | Brown | 0.81kg | 1 | RTV-TEBR | 8 | RTVMULTI-TEBR | 136 |
| Thin Leading Edge Roof Tile Vent | Grey | 0.81kg | 1 | RTV-TEGR | 8 | RTVMULTI-TEGR | 136 |
| Thin Leading Edge Roof Tile Vent | Red | 0.81kg | 1 | RTV-TERD | 8 | RTVMULTI-TERD | 136 |
| Thin Leading Edge Roof Tile Vent | Black | 0.81kg | 1 | RTV-TEBL | 8 | RTVMULTI-TEBL | 136 |

Accessories

- The 110mm Flexi-Pipe (RTV-KIT1) can be used to aid connection to ventilation duct or soil vent pipe
- The standard adapter (RTV-ADS) can be used to attach the roof tile vent to 110mm ductwork
- Can be connected to 100/110/125/150mm duct sizes when combined with the multi adapter (RTV-ADMULTI)
- RTV-ADS and RTV-KIT1 available as one kit (RTV-KIT2). See 110mm Flexi-Pipe Kits datasheet



Standard Adapter RTV-ADS



Multi Adapter RTV-ADMULTI



110mm Flexi-Pipe RTV-KIT1



Terracotta RTV-TETE



Brown RTV-TEBR



Grey RTV-TEGR



Red RTV-TERD

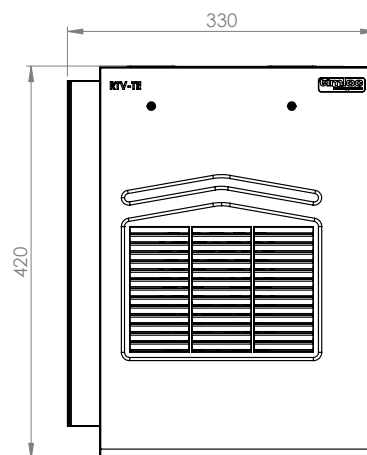


Black RTV-TEBL

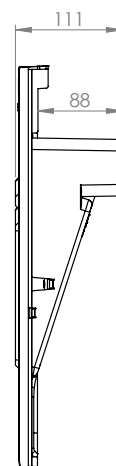
Material and Colour Choice

- Top - UV stabilised coloured injection moulded Polypropylene with textured finish
- Available in Terracotta, Brown, Grey, Red and Black
- Base – Black injection moulded Polypropylene

Product Dimensions



Top Profile



Side Profile

NB. RTV-TE available in single, pack or pallet quantities. For pack quantities, 8 tile vent assemblies are packaged in one large box.

RTV-IP | Interlocking Plain Roof Tile Vent

Interlocking Plain roof tile vent to enable ventilation directly into a roof space or connect to a ducted ventilation system

Uses

- On roofs with Interlocking Plain profile roof tiles
- Enables ventilation directly into a roof space
- Can also be connected to a ducted ventilation system inside the building

Features and Benefits

- Suitable for roofs with a minimum pitch of 22.5°
- Free ventilation area of 6,000mm²
- Sized to replace one Interlocking Plain tile to provide a continuous visual appearance along the roof when viewed at all levels
- Shaped to manage and channel rainwater back down onto the roof tiles and away from the vent opening
- 4mm spaced external grille to prevent rainwater ingress and keep out large insects, vermin and debris
- UV stabilised top for continuous exposure to sunlight
- Lightweight and easy to handle

Relevant Standards

- BS EN 490:2011 Concrete roofing tiles and fittings for roof covering and wall cladding - product specifications (+A1:2017)
- BS 5250: 2021 Management of moisture in buildings – Code of practice
- BS 5534:2014 Slating and tiling for pitched roofs and vertical cladding – code of practice (+A2:2018)
- Manufactured to BS EN ISO 9001:2015 and BS EN ISO 14001:2015
- Complies with all relevant sections of the Building Regulations 2010
- Satisfies all relevant NHBC requirements

Compatibility

Interlocking Plain tiles from all major manufacturers including:


- Marley Ashmore
- Redland Duoplain
- Forticrete Gemini

Product Codes

| Description | Colour | Weight | Box Quantity | Product Code | Pack Quantity | Pack Code | Pallet Quantity |
|-----------------------------------|------------|--------|--------------|--------------|---------------|---------------|-----------------|
| Interlocking Plain Roof Tile Vent | Terracotta | 0.59kg | 1 | RTV-IPTE | 12 | RTVMULTI-IPTE | 204 |
| Interlocking Plain Roof Tile Vent | Brown | 0.59kg | 1 | RTV-IPBR | 12 | RTVMULTI-IPBR | 204 |
| Interlocking Plain Roof Tile Vent | Grey | 0.59kg | 1 | RTV-IPGR | 12 | RTVMULTI-IPGR | 204 |
| Interlocking Plain Roof Tile Vent | Red | 0.59kg | 1 | RTV-IPRD | 12 | RTVMULTI-IPRD | 204 |

Accessories

- The 110mm Flexipipe (RTV-KIT1) can be used to aid connection to ventilation duct or soil vent pipe
- The plain adapter (RTV-ADP) can be used to attach the roof tile vent to 110mm ductwork
- Can be connected to 100/110/125/150mm duct sizes when combined with the multi adapter (RTV-ADMULTI)
- RTV-ADP and RTV-KIT1 available as one kit (RTV-KIT3). See 110mm Flexi-Pipe Kits datasheet



Brown
RTV-IPBR



Terracotta
RTV-IPTE

Brown
RTV-IPBR

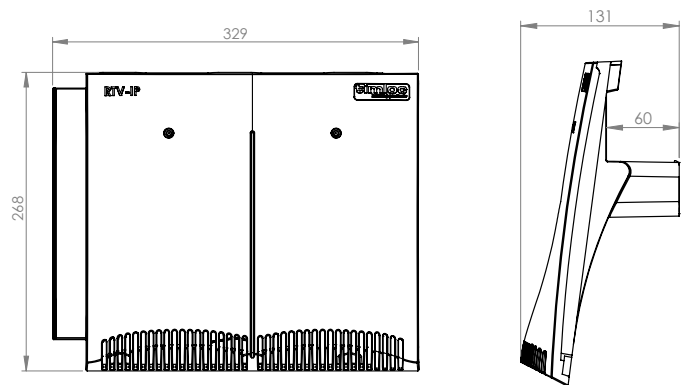
Grey
RTV-IPGR

Red
RTV-IPRD

Material and Colour Choice

- Top - UV stabilised coloured injection moulded Polypropylene with textured finish
- Available in Terracotta, Brown, Grey and Red
- Base – Black injection moulded Polypropylene

Product Dimensions



Top Profile

Side Profile

NB. RTV-IP available in single, pack or pallet quantities. For pack quantities, 12 tile vent assemblies are packaged in one large box.



Plain Adapter RTV-ADP



Multi Adapter RTV-ADMULTI



110mm Flexipipe RTV-KIT1

RTV-P | Plain Roof Tile Vent

Plain roof tile vent to enable ventilation directly into a roof space or connect to a ducted ventilation system

Uses

- On roofs with Plain roof tiles
- Enables ventilation directly into a roof space
- Can also be connected to a ducted ventilation system inside the building

Features and Benefits

- Suitable for roofs with a minimum pitch of 35°
- Free ventilation area of 7,000mm²
- Sized to replace three plain tiles to provide a continuous visual appearance along the roof when viewed at all levels
- Shaped to manage and channel rainwater back down onto the roof tiles and away from the vent opening
- 4mm spaced external grille to prevent rainwater ingress and keep out large insects, vermin and debris
- UV stabilised top for continuous exposure to sunlight
- Lightweight and easy to handle

Relevant Standards

- BS EN 490:2011 Concrete roofing tiles and fittings for roof covering and wall cladding - product specifications (+A1:2017)
- BS 5250: 2021 Management of moisture in buildings – Code of practice
- BS 5534:2014 Slating and tiling for pitched roofs and vertical cladding – code of practice (+A2:2018)
- Manufactured to BS EN ISO 9001:2015 and BS EN ISO 14001:2015
- Complies with all relevant sections of the Building Regulations 2010
- Satisfies all relevant NHBC requirements


Compatibility

Plain tiles from all major manufacturers including:

- Redland Rosemary
- Marley Plain
- Russell Traditional Plain
- Sandtoft Humber Plain

Product Codes

| Description | Colour | Weight | Box Quantity | Product Code | Pack Quantity | Pack Code | Pallet Quantity |
|----------------------|------------|--------|--------------|--------------|---------------|--------------|-----------------|
| Plain Roof Tile Vent | Terracotta | 0.7kg | 1 | RTV-PTE | 14 | RTVMULTI-PTE | 238 |
| Plain Roof Tile Vent | Brown | 0.7kg | 1 | RTV-PBR | 14 | RTVMULTI-PBR | 238 |
| Plain Roof Tile Vent | Grey | 0.7kg | 1 | RTV-PGR | 14 | RTVMULTI-PGR | 238 |
| Plain Roof Tile Vent | Red | 0.7kg | 1 | RTV-PRD | 14 | RTVMULTI-PRD | 238 |



Grey
RTV-PGR



Terracotta
RTV-PTE

Brown
RTV-PBR

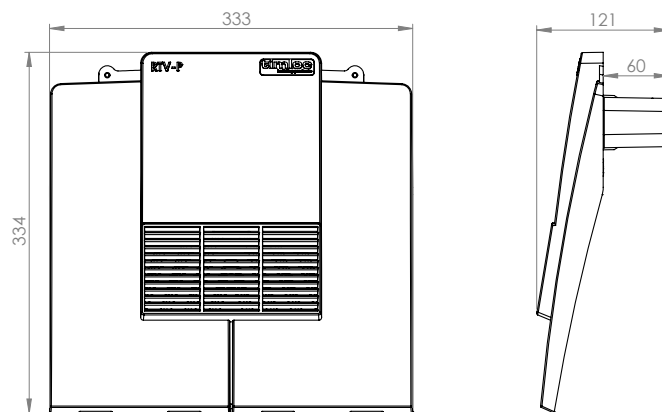
Grey
RTV-PGR

Red
RTV-PRD

Material and Colour Choice

- Top - UV stabilised coloured injection moulded Polypropylene with textured finish
- Available in Terracotta, Brown, Grey and Red
- Base – Black injection moulded Polypropylene

Product Dimensions



Top Profile

Side Profile

NB. RTV-P available in single, pack or pallet quantities. For pack quantities, 14 tile vent assemblies are packaged in one large box.

Accessories

- The 110mm Flexi-Pipe (RTV-KIT1) can be used to aid connection to ventilation duct or soil vent pipe
- The plain adapter (RTV-ADP) can be used to attach the roof tile vent to 110mm ductwork
- Can be connected to 100/110/125/150mm duct sizes when combined with the multi adapter (RTV-ADMULTI)
- RTV-ADP and RTV-KIT1 available as one kit (RTV-KIT3). See 110mm Flexi-Pipe Kits datasheet



Plain Adapter RTV-ADP



Multi Adapter RTV-ADMULTI



110mm Flexi-Pipe RTV-KIT1

RTV-SP | Single Pantile Roof Tile Vent

Profiled roof tile vent to enable ventilation directly into a roof space or connect to a ducted ventilation system

Uses

- On roofs with Single Pantile profile roof tiles
- Enables ventilation directly into a roof space
- Can also be connected to a ducted ventilation system inside the building

Features and Benefits

- Suitable for roofs with a minimum pitch of 20°
- Free ventilation area of 5,000mm²
- Sized to replace one Single Pantile tile to provide a continuous visual appearance along the roof when viewed at all levels
- Shaped to manage and channel rainwater back down onto the roof tiles and away from the vent opening
- Provides a 110mm duct connection as standard
- 4mm spaced external grille to prevent rainwater ingress and keep out large insects, vermin and debris
- Integrated clips to ensure a secure fit to surrounding roof tiles
- UV stabilised top for continuous exposure to sunlight
- Lightweight and easy to handle

Relevant Standards

- BS EN 490:2011 Concrete roofing tiles and fittings for roof covering and wall cladding - product specifications (+A1:2017)
- BS 5250: 2021 Management of moisture in buildings – Code of practice
- BS 5534:2014 Slating and tiling for pitched roofs and vertical cladding – code of practice (+A2:2018)
- Manufactured to BS EN ISO 9001:2015 and BS EN ISO 14001:2015
- Complies with all relevant sections of the Building Regulations 2010
- Satisfies all relevant NHBC requirements

Compatibility

Single Pantile small format tiles from all major manufacturers including:

- Marley Anglia
- Redland Fenland Pantile
- Sandtoft Shire

Product Codes

| Description | Colour | Weight | Box Quantity | Product Code | Pack Quantity | Pack Code | Pallet Quantity |
|-------------------------------|------------|--------|--------------|--------------|---------------|---------------|-----------------|
| Single Pantile Roof Tile Vent | Terracotta | 0.62kg | 1 | RTV-SPTE | 11 | RTVMULTI-SPTE | 187 |
| Single Pantile Roof Tile Vent | Brown | 0.62kg | 1 | RTV-SPBR | 11 | RTVMULTI-SPBR | 187 |
| Single Pantile Roof Tile Vent | Grey | 0.62kg | 1 | RTV-SPGR | 11 | RTVMULTI-SPGR | 187 |
| Single Pantile Roof Tile Vent | Red | 0.62kg | 1 | RTV-SPRD | 11 | RTVMULTI-SPRD | 187 |

Accessories

- The 110mm Flexi-Pipe (RTV-KIT1) can be used to aid connection to ventilation duct or soil vent pipe
- Can be connected to 100/110/125/150mm duct sizes when combined with the multi adapter (RTV-ADMULTI)



Red
RTV-SPRD



Terracotta
RTV-SPTE



Brown
RTV-SPBR



Grey
RTV-SPGR

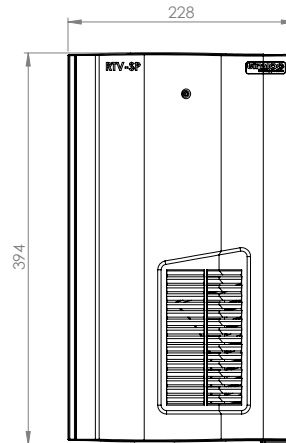


Red
RTV-SPRD

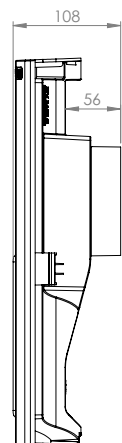
Material and Colour Choice

- Top - UV stabilised coloured injection moulded Polypropylene with textured finish
- Available in Terracotta, Brown, Grey and Red
- Base – Black injection moulded Polypropylene

Product Dimensions



Top Profile



Side Profile

NB. RTV-SP available in single, pack or pallet quantities. For pack quantities, 11 tile vent assemblies are packaged in one large box.



Multi Adapter RTV-ADMULTI



110mm Flexi-Pipe RTV-KIT1

RTV-MC | Mini Castellated Roof Tile Vent

Profiled roof tile vent to enable ventilation directly into a roof space or connect to a ducted ventilation system

Uses

- On roofs with Mini Castellated roof tiles
- Enables ventilation directly into a roof space
- Can also be connected to a ducted ventilation system inside the building

Features and Benefits

- Suitable for roofs with a minimum pitch of 17.5°
- Free ventilation area of 5,000mm².
- Sized to replace one Mini Castellated tile to provide a continuous visual appearance along the roof when viewed at all levels
- Provides a 110mm duct connection as standard
- Shaped to manage and channel rainwater back down onto the roof tiles and away from the vent opening
- 4mm spaced external grille to prevent rainwater ingress and keep out large insects, vermin and debris
- Integrated clips to ensure a secure fit to surrounding roof tiles
- UV stabilised top for continuous exposure to sunlight
- Lightweight and easy to handle

Relevant Standards

- BS EN 490:2011 Concrete roofing tiles and fittings for roof covering and wall cladding - product specifications (+A1:2017)
- BS 5250: 2021 Management of moisture in buildings – Code of practice
- BS 5534:2014 Slating and tiling for pitched roofs and vertical cladding – code of practice (+A2:2018)
- Manufactured to BS EN ISO 9001:2015 and BS EN ISO 14001:2015
- Complies with all relevant sections of the Building Regulations 2010
- Satisfies all relevant NHBC requirements

Compatibility

Mini Castellated small format tiles from all major manufacturers including:

- Marley Ludlow Plus
- Redland 49
- Sandtoft Standard Pattern
- Forticrete V2

Product Codes

| Description | Colour | Weight | Box Quantity | Product Code | Pack Quantity | Pack Code | Pallet Quantity |
|---------------------------------|------------|--------|--------------|--------------|---------------|---------------|-----------------|
| Mini Castellated Roof Tile Vent | Terracotta | 0.63kg | 1 | RTV-MCTE | 14 | RTVMULTI-MCTE | 238 |
| Mini Castellated Roof Tile Vent | Brown | 0.63kg | 1 | RTV-MCBB | 14 | RTVMULTI-MCBB | 238 |
| Mini Castellated Roof Tile Vent | Grey | 0.63kg | 1 | RTV-MCGR | 14 | RTVMULTI-MCGR | 238 |
| Mini Castellated Roof Tile Vent | Red | 0.63kg | 1 | RTV-MCRD | 14 | RTVMULTI-MCRD | 238 |

Accessories

- The 110mm Flexipipe (RTV-KIT1) can be used to aid connection to ventilation duct or soil vent pipe
- Can be connected to 100/110/125/150mm duct sizes when combined with the multi adapter (RTV-ADMULTI)



Terracotta
RTV-MCTE



Brown
RTV-MCBB



Grey
RTV-MCGR

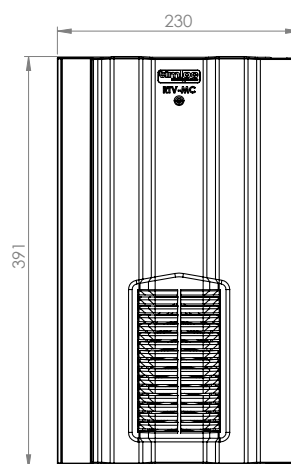


Red
RTV-MCRD

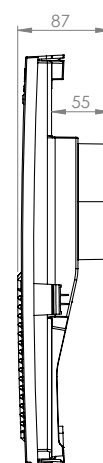
Material and Colour Choice

- Top - UV stabilised coloured injection moulded Polypropylene with textured finish
- Available in Terracotta, Brown, Grey and Red
- Base – Black injection moulded Polypropylene

Product Dimensions



Top Profile



Side Profile

NB. RTV-MC available in single, pack or pallet quantities. For pack quantities, 14 tile vent assemblies are packaged in one large box.



Multi Adapter RTV-ADMULTI



110mm Flexipipe RTV-KIT1

RTV-IS | Inline Slate Vent

Inline Slate Vent to enable ventilation directly into a roof space or connect to a ducted ventilation system

Uses

- On roofs with Natural or Synthetic Slates
- Enables ventilation directly into a roof space
- Can also be connected to a ducted ventilation system inside the building

Features and Benefits


- Suitable for roofs with a minimum pitch of 22.5°
- Free ventilation area of 9,450mm².
- Sized to replace one slate to provide a continuous visual appearance along the roof when viewed at all levels
- Shaped to manage and channel rainwater back down onto the roof tiles and away from the vent opening
- Provides a 110mm duct connection as standard with the optional RTV-ADIS duct adapter
- 4mm spaced external grille to prevent rainwater ingress and keep out large insects, vermin and debris
- Lightweight and easy to handle

Relevant Standards

- BS EN 490:2011 Concrete roofing tiles and fittings for roof covering and wall cladding - product specifications (+A1:2017)
- BS 5250: 2021 Management of moisture in buildings – Code of practice
- BS 5534:2014 Slating and tiling for pitched roofs and vertical cladding – code of practice (+A2:2018)
- Manufactured to BS EN ISO 9001:2015 and BS EN ISO 14001:2015
- Complies with all relevant sections of the Building Regulations 2010
- Satisfies all relevant NHBC requirements

Compatibility

Natural or Synthetic slates in sizes 600mm x 300mm or 500mm x 250mm from all major manufacturers.

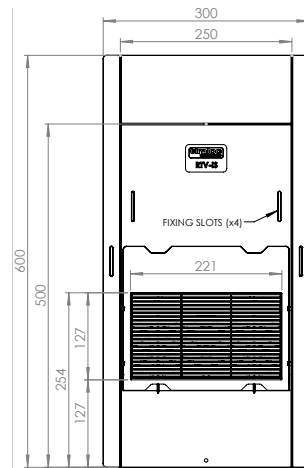


Black
RTV-ISBL

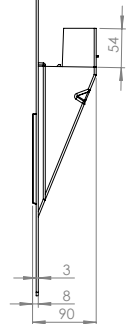
Material and Colour Choice

- Injection moulded Polypropylene with textured finish
- Available in Black

Product Dimensions



Top Profile



Side Profile


NB. RTV-ISBL available in single, pack or pallet quantities. For pack quantities, 5 Inline Slate vent assemblies are packaged in one large box.

Product Codes

| Description | Colour | Weight | Box Quantity | Product Code | Pack Quantity | Pack Code | Pallet Quantity |
|-------------------|--------|--------|--------------|--------------|---------------|---------------|-----------------|
| Inline Slate Vent | Black | 0.78kg | 1 | RTV-ISBL | 5 | RTVMULTI-ISBL | 120 |

Accessories

- The Inline Slate Adapter (RTV-ADIS) can be used to attach the roof tile vent to 110mm ductwork
- The 110mm Flexi-Pipe (RTV-KIT1) can be used to aid connection to ventilation duct or soil vent pipe
- Can be connected to 100/110/125/150mm duct sizes when combined with the multi adapter (RTV-ADMULTI)



Inline Slate Adapter **RTV-ADIS**



Multi Adapter **RTV-ADMULTI**



110mm Flexi-Pipe **RTV-KIT1**

4001 | Universal Hooded Slate Vent

Universal Hooded Slate Vent to enable ventilation directly into a roof space or connect to a ducted ventilation system

Uses

- For replacement of one normal roof slate to provide a ventilator
- Ventilating a roof space at low level or high level
- Connection to mechanical extraction from kitchen/bathrooms
- Ventilation outlet for soil vent pipe

Features and Benefits


- Suitable for roofs with a minimum pitch of 22.5°
- Free ventilation area of 10,000mm²
- Suits slate sizes 600mm x 300mm or 500mm x 250mm
- Provides a 110mm duct connection with the optional 4101 pipe adaptor kit
- Lightweight and easy to handle
- Inconspicuous low hood protects the internal grille from rainwater

Relevant Standards

- BS EN 490:2011 Concrete roofing tiles and fittings for roof covering and wall cladding - product specifications (+A1:2017)
- BS 5250: 2021 Management of moisture in buildings – Code of practice
- BS 5534:2014 Slating and tiling for pitched roofs and vertical cladding – code of practice (+A2:2018)
- Manufactured to BS EN ISO 9001:2015 and BS EN ISO 14001:2015
- Complies with all relevant sections of the Building Regulations 2010
- Satisfies all relevant NHBC requirements

Compatibility

Natural or Synthetic slates in sizes 600mm x 300mm or 500mm x 250mm from all major manufacturers.



Black
4001



Black
4001

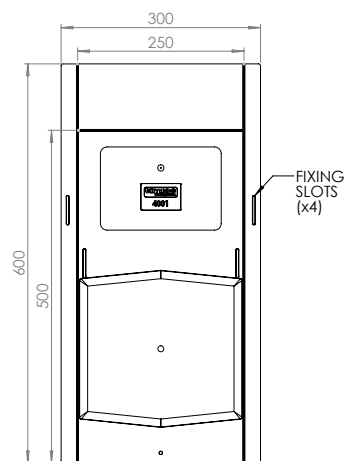


Blue Black
4001BB

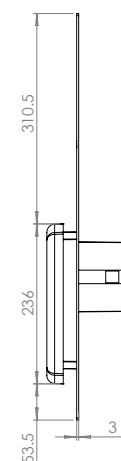
Material and Colour Choice

- Injection moulded Polypropylene
- Available in Black or Blue Black

Product Dimensions



Top Profile



Side Profile

Product Codes

| Description | Colour | Weight | Pack Quantity | Pack Code | Pallet Quantity |
|-----------------------------|------------|--------|---------------|-----------|-----------------|
| Universal Hooded Slate Vent | Black | 0.8kg | 5 | 4001 | 120 |
| Universal Hooded Slate Vent | Blue Black | 0.8kg | 5 | 4001BB | 120 |
| Pipe Adaptor Kit | Black | 0.5kg | 1 | 4101 | N/A |
| Pipe Adaptor Only | Black | 0.15kg | 1 | 4102 | N/A |
| Flexible PVC Pipe Only | White | 0.3kg | 1 | 4103 | N/A |

Accessories

- Can be combined with the pipe adaptor kit (4101) to enable connection of 110mm soil vent pipe and/or mechanical extractor
- Can be connected to 100/110/125/150mm duct sizes when combined with the multi adapter (RTV-ADMULTI)
- The 110mm Flexipipe (RTV-KIT1) can be used to aid connection to ventilation duct or soil vent pipe



Pipe Adapter Kit 4101



Multi Adapter RTV-ADMULTI



110mm Flexi-Pipe RTV-KIT1

RTV-UNI | Universal Roof Tile Vent

Universal roof tile vent to enable ventilation directly into a roof space or connect to a ducted ventilation system

Uses

- On roofs with any type of tile or slate roof covering
- Enables ventilation directly into a roof space
- Can also be connected to a ducted ventilation system inside the building

Features and Benefits

- Suitable for roofs with a minimum pitch of 12.5°
- Max free ventilation area of 20,000mm² when cut at 170mm diameter
- Max free ventilation area of 16,000mm² when cut at 150 diameter
- Max free ventilation area of 11,000mm² when cut at 125 diameter
- Max free ventilation area of 8,400mm² when cut at 110 diameter
- Designed to provide ventilation through all types and profiles of tile or slate
- Integrated lead alternative flashing provides a customisable fit
- Shaped to manage and channel rainwater back down onto the roof tiles and away from the vent opening
- UV stabilised top for continuous exposure to sunlight
- Lightweight and easy to handle

Relevant Standards

- BS EN 490:2011 Concrete roofing tiles and fittings for roof covering and wall cladding - product specifications (+A1:2017)
- BS 5250: 2021 Management of moisture in buildings – Code of practice
- BS 5534:2014 Slating and tiling for pitched roofs and vertical cladding – code of practice (+A2:2018)
- Manufactured to BS EN ISO 9001:2015 and BS EN ISO 14001:2015
- Complies with all relevant sections of the Building Regulations 2010
- Satisfies all relevant NHBC requirements

Compatibility

The alternative lead flashing sheet allows the Universal Roof Tile Vent to be installed onto all types of tile or slate roof covering.

Product Codes

| Description | Colour | Weight | Box Quantity | Product Code | Pack Quantity | Pack Code | Pallet Quantity |
|--------------------------|------------|--------|--------------|--------------|---------------|----------------|-----------------|
| Universal Roof Tile Vent | Terracotta | 1.57kg | 1 | RTV-UNITE | 4 | RTVMULTI-UNITE | 60 |
| Universal Roof Tile Vent | Brown | 1.57kg | 1 | RTV-UNIBR | 4 | RTVMULTI-UNIBR | 60 |
| Universal Roof Tile Vent | Grey | 1.57kg | 1 | RTV-UNIGR | 4 | RTVMULTI-UNIGR | 60 |
| Universal Roof Tile Vent | Red | 1.57kg | 1 | RTV-UNIRD | 4 | RTVMULTI-UNIRD | 60 |
| Universal Roof Tile Vent | Black | 1.57kg | 1 | RTV-UNIBL | 4 | RTVMULTI-UNIBL | 60 |



Terracotta
RTV-UNITE



Brown
RTV-UNIBR

Grey
RTV-UNIGR

Red
RTV-UNIRD

Black
RTV-UNIBL

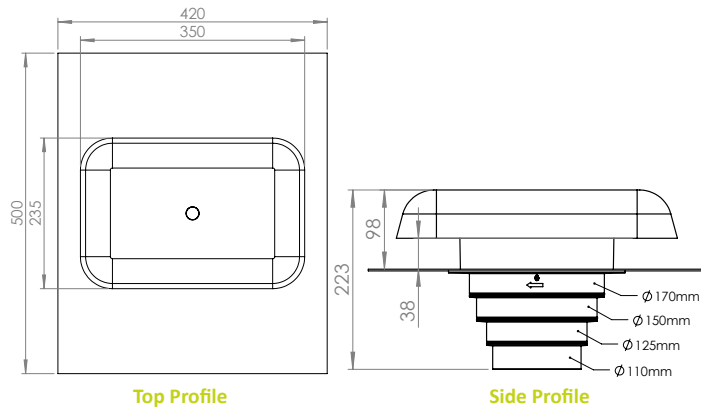
Material and Colour Choice

- Top - UV stabilised coloured injection moulded Polypropylene with textured finish
- Available in Terracotta, Brown, Grey, Red and Black
- DEKS Fast Flash Self Adhesive Lead Alternative in Black*



*Visit the [DEKS website](#) for further information and for [installation advice](#).

Product Dimensions



NB. RTV-UNI available in single, pack or pallet quantities. For pack quantities, 4 tile vent assemblies are packaged in one large box.

Accessories

- The 110mm Flexi-Pipe (RTV-KIT1) can be used to aid connection to ventilation duct or soil vent pipe



110mm Flexi-Pipe RTV-KIT1

110mm Flexi-Pipe Kits

110mm Flexi-Pipe kits for connection to ventilation duct or soil vent pipe

Uses

- To connect Timloc Roof Tile Vents to 110mm ventilation duct or soil vent pipe

Features and Benefits

- Provides a precise fit to 110mm duct or soil vent pipe
- Flexible to bend into position during installation
- Tough to avoid tearing or damage and maintain its cross-sectional shape
- 110mm outside diameter fits directly to Timloc Tile Vent spigots
- Compatible with flexible, semi-rigid and rigid duct for further connection to a ventilation system
- Can be secured with supplied adjustable screw clamp, zip ties or glued/screwed

Components Supplied in Each Kit

- RTV-KIT1 contains 1x Flexi-Pipe and 1x Screw Clamp (compatible with: RTV-MC / RTV-SP)
- RTV-KIT2 contains 1x Flexi-Pipe, 1x RTV-ADS Standard Adapter and 1x Screw Clamp (compatible with: RTV-C / RTV-DP / RTV-DR / RTV-TE / RTV-FE / RTV-NP)
- RTV-KIT3 contains 1x Flexi-Pipe, 1x RTV-ADP Plain Adapter and 1x Screw Clamp (compatible with: RTV-P / RTV-IP)
- RTV-KIT4 contains 1x Flexi-pipe, 1x RTV-ADIS Inline Slate Vent Adapter and 1x Screw Clamp (compatible with: RTV-IS)

Relevant Standards

- BS 5250: 2021 Management of moisture in buildings – Code of practice
- Manufactured to BS EN ISO 9001:2015 and BS EN ISO 14001:2015
- Complies with all relevant Building Regulations 2010
- Satisfies all NHBC requirements

Product Codes

| Description | Colour | Weight | Box Qty | Product Code |
|-------------------------------|--------|--------|---------|--------------|
| Flexi-Pipe + Clamp | Black | 0.22kg | 1 | RTV-KIT1 |
| Flexi-Pipe + RTV-ADS + Clamp | Black | 0.35kg | 1 | RTV-KIT2 |
| Flexi-Pipe + RTV-ADP + Clamp | Black | 0.35kg | 1 | RTV-KIT3 |
| Flexi-Pipe + RTV-ADIS + Clamp | Black | 0.46kg | 1 | RTV-KIT4 |

Accessories

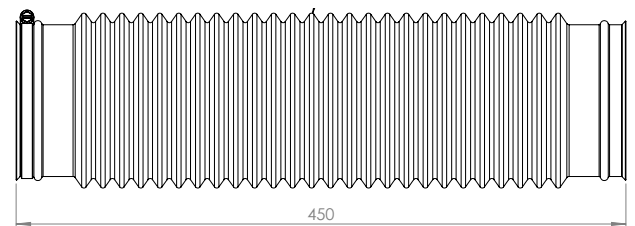
- The 110mm Flexi-Pipe Kits are also compatible with the Timloc RTV-ADMULTI



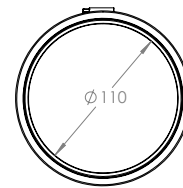
Material and Colour

- Blow moulded Polypropylene
- Available in Black only

Product Dimensions



Top Profile



Side Profile



Multi Adapter RTV-ADMULTI

Multi Stepped Duct Adapter

Duct adapter for converting to different size ductwork during installation

Uses

- To connect Timloc Roof Tile Vents to different sizes of ventilation duct

Features and Benefits

- Provides a precise fit to 110mm duct or soil vent pipe
- Trim along the indented edges to configure the duct size
- Provides a precise fit to 100/110/125/150mm duct
- 110mm outside diameter fits directly to Timloc Tile Vent spigots
- Compatible with flexible, semi-rigid and rigid duct
- Can be secured with adjustable screw clamps, zip ties or glued/screwed

Relevant Standards

- BS 5250: 2021 Management of moisture in buildings – Code of practice
- Manufactured to BS EN ISO 9001:2015 and BS EN ISO 14001:2015
- Complies with all relevant Building Regulations 2010
- Satisfies all NHBC requirements

Product Codes

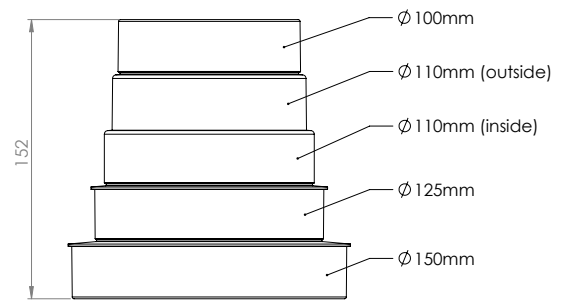
| Description | Colour | Weight | Box Qty | Product Code |
|----------------------------|--------|--------|---------|--------------|
| Multi Stepped Duct Adapter | Black | 0.22kg | 10 | RTV-ADMULTI |



Material and Colour

- Injection moulded Polypropylene
- Available in Black only

Product Dimensions



Side Profile



Standard Adapter **RTV-ADS**



Plain Adapter **RTV-ADP**



110mm Flexi-Pipe **RTV-KIT1**

Accessories

- RTV-ADMULTI is also compatible with other Timloc accessories

Standard Roof Tile Vent Adapter

Duct adapter for Timloc Large Format Inline Roof Tile Vents

Uses

- To provide Timloc Roof Tile Vents with a 110mm duct or soil vent pipe connection

Features and Benefits

- Compatible with all Timloc Large Format Inline Roof Tile Vents RTV-C / RTV-DP / RTV-DR / RTV-TE / RTV-FE / RTV-NP
- The adapter reduces the maximum free vent area of the system from 10,000mm² to 8,600mm²
- Simply click into position to secure the adapter to the base of the tile vent
- Provides a precise fit to 110mm duct or Soil Vent Pipe
- Duct can be secured to the adapter with adjustable screw clamps, zip ties or glued/screwed

Relevant Standards

- BS 5250: 2021 Management of moisture in buildings – Code of practice
- Manufactured to BS EN ISO 9001:2015 and BS EN ISO 14001:2015
- Complies with all relevant Building Regulations 2010
- Satisfies all NHBC requirements

Material and Colour


- Injection moulded Polypropylene
- Available in Black only

Product Codes

| Description | Colour | Weight | Box Qty | Product Code |
|----------------------------|--------|--------|---------|--------------|
| Standard Tile Vent Adapter | Black | 0.13kg | 12 | RTV-ADS |

Accessories

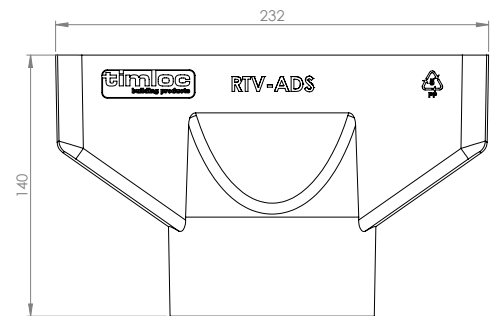
- RTV-ADS is also compatible with other Timloc accessories



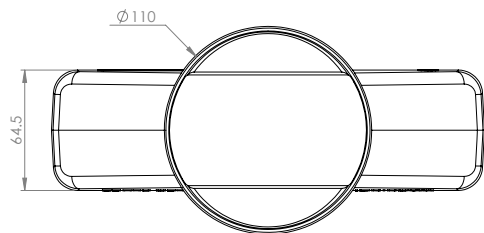
Material and Colour

- Injection moulded Polypropylene
- Available in Black only

Product Dimensions



Side Profile



Top Profile



Multi Adapter **RTV-ADMULTI**



110mm Flexi-Pipe **RTV-KIT1**

Plain Roof Tile Vent Adapter

Duct adapter for Timloc Plain and Interlocking Plain In-line Roof Tile Vents

Uses

- To provide Timloc Roof Tile Vents with a 110mm duct or soil vent pipe connection

Features and Benefits

- Compatible with Timloc Plain In-line Roof Tile Vents RTV-P / RTV-IP without reducing the free vent area of the system.
- Simply click into position to secure the adapter to base of the tile vent
- Provides a precise fit to 110mm duct or Soil Vent Pipe
- Duct can be secured to the adapter with adjustable screw clamps, zip ties or glued/screwed.

Relevant Standards

- BS 5250: 2021 Management of moisture in buildings – Code of practice
- Manufactured to BS EN ISO 9001:2015 and BS EN ISO 14001:2015
- Complies with all relevant Building Regulations 2010
- Satisfies all NHBC requirements

Product Codes

| Description | Colour | Weight | Box Qty | Product Code |
|-------------------------|--------|--------|---------|--------------|
| Plain Tile Vent Adapter | Black | 0.13kg | 12 | RTV-ADP |

Accessories

- RTV-ADP is also compatible with other Timloc accessories



Multi Adapter **RTV-ADMULTI**



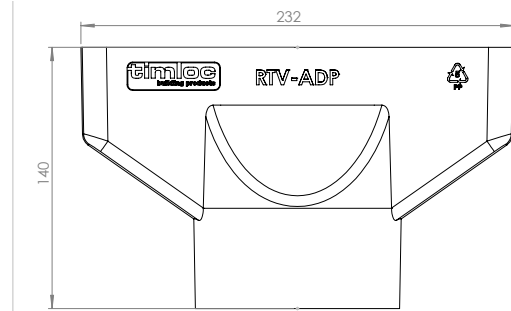
110mm Flexi-Pipe **RTV-KIT1**



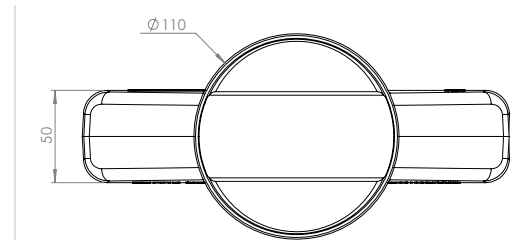
Material and Colour

- Injection moulded Polypropylene
- Available in Black only

Product Dimensions



Side Profile



Top Profile

Inline Slate Vent Adapter

110mm duct adapter for the Timloc Inline Slate Vent

Uses

- To provide Timloc Inline Slate Vents with a 110mm duct or soil vent pipe connection

Features and Benefits

- Compatible with the Timloc Inline Slate Vent RTV-IS
- Simply click into position to secure the adapter to the spigot of the tile vent
- Provides a precise fit to 110mm duct or Soil Vent Pipe
- Adapter sits below the roof batten to provide a simple, neat installation

Relevant Standards

- BS 5250: 2021 Management of moisture in buildings – Code of practice
- Manufactured to BS EN ISO 9001:2015 and BS EN ISO 14001:2015
- Complies with all relevant Building Regulations 2010
- Satisfies all NHBC requirements

Material and Colour

- Injection moulded Polypropylene
- Available in Black only

Product Codes

| Description | Colour | Weight | Box Qty | Product Code |
|---------------------------|--------|--------|---------|--------------|
| Inline Slate Vent Adapter | Black | 0.24kg | 10 | RTV-ADIS |

Accessories


- RTV-ADIS is also compatible with other Timloc accessories



Multi Adapter **RTV-ADMULTI**



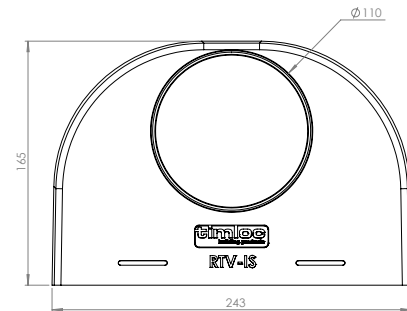
110mm Flexi-Pipe **RTV-KIT1**



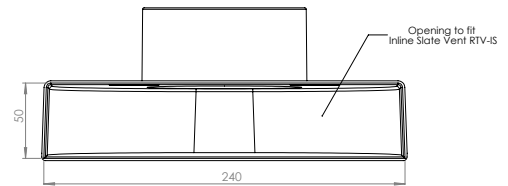
Material and Colour

- Injection moulded Polypropylene
- Available in Black only

Product Dimensions



Top Profile



Side Profile